



# BIG WHITE<sup>®</sup>

## OUTDOOR 2024







## KS LICHT and SLV : strong partners in lighting for 30 years

### PICK-UP CENTRE IN ESSEN

For 30 years, KS Licht- und Elektrotechnik GmbH has complemented SLV products and services with a wide range of services. We maintain a collection centre for SLV products in the heart of the Ruhr area, where you can collect the goods ordered from us at short notice.

### EXPERIENCE SLV LUMINAIRES LIVE

We present a large selection of SLV luminaires on more than 300 m<sup>2</sup> of exhibition space. Here, our professionally trained consultants and lighting designers will advise you personally. At the same time, you can use our exhibition to present our luminaires to your customers in terms of function and effect. Convince yourself of the quality of our outdoor luminaires in the outdoor exhibition.

### FREE LIGHTING DESIGN

We develop practical lighting solutions with you and according to your needs. Whether for business premises, salesrooms or private ambience: our lighting designers always have the right concepts for a demand-oriented and energetically sensible solution. We will be happy to calculate the payback time of your new, energy-saving LED lighting for you.

### KS MULTI-BRAND LUMINAIRES ONLINE SHOP

In our business online shop at [www.business.KS-Light.co.uk](http://www.business.KS-Light.co.uk) you will find everything that supports you in your daily work:

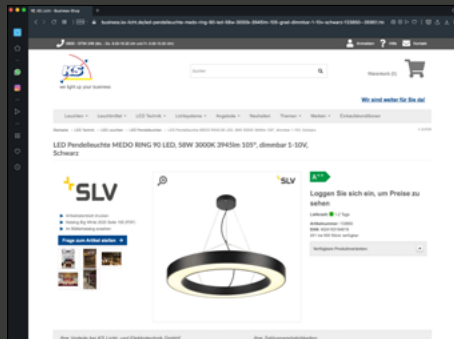
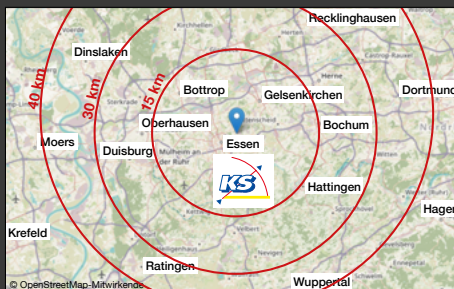
- Current special offers and new products
- Online check of product availability
- Find and order all spare parts easily
- Quick order form
- All catalogues for download or as a flip catalogue with product links
- Specification texts, light distribution curves/LDT plug-ins and quick calculation tables

**KS Licht- u. Elektrotechnik GmbH**  
**Manderscheidstr. 8c**  
**45141 Essen**

Tel.: +49 (0)201-899 24-0  
Fax : +49 (0)201-899 24-124

Onlineshop: [www.KS-Light.co.uk](http://www.KS-Light.co.uk)  
Internet: [www.KS-Germany.com](http://www.KS-Germany.com)  
Email: [Verkauf@KS-Germany.com](mailto:Verkauf@KS-Germany.com)

Visit us on site or call us:  
Monday - Thursday from 08.00 hrs to 16.30 hrs  
Friday from 08.00 hrs to 15.00 hrs



Scan the link to our quick order form and get up-to-date information about the availability of goods!










[www.KS-Light.co.uk/quick-order-form](http://www.KS-Light.co.uk/quick-order-form)





## OUTDOOR

	Mobile lights and floor lights .....	004
	Spotlights .....	096
	Wall lights .....	114
	Ceiling lights .....	176
	Wall and ceiling lights .....	212
	Recessed lights .....	228
	Recessed floor lights .....	238

## ACCESSORIES

	Lamps .....	268
	Accessory parts .....	276





LED  
VINOLINA ONE | 007



LED  
VINOLINA | 007



LED  
VINOLINA TWO | 009



LED  
TONILA | 011



LED  
TAHA | 011



SCKET  
S-TUBE 32/75 | 013



SCKET  
PHOTONI 45/75 | 015




LED  
S-CUBE 35/75 | 017



LED  
R-CUBE 35/70 | 019



LED  
LID I 75 | 021



LED  
LID I 45 | 021



LED  
I-RING | 023



LED  
M-POL S | 024



LED  
M-POL S | 025



LED  
M-POL S | 026



LED  
M-POL S | 027



LED  
M-POL S | 028



LED  
M-POL M | 029



LED  
M-POL M | 030



LED  
M-POL M | 031



M-POL 30/60/90 | 033



SCKET  
CONCRETO | 037



SCKET  
CONCRETO | 037



LED  
ESKINA  
FRAME 45/75 | 039



LED  
ESKINA  
FRAME 75 | 039



LED  
ESKINA FRAME  
125/175 | 040



LED  
ESKINA 30/80 | 041



LED  
LOGS 40/70 | 043



SCKET  
GRAFIT 30/60/90 | 045



SCKET  
GRAFIT 30/60/90 | 047



LED  
QUADRULO | 049



LED  
RUSTY®  
SLOT 50/80 | 050



SCKET  
RUSTY®  
SLOT 50/80 | 051



SCKET  
RUSTY®  
PATHLIGHT | 052



LED  
RUSTY® 40/70 | 053



SCKET  
RUSTY® 40/70 | 053



SCKET  
RUSTY®  
CONE 24 | 055



SCKET  
RUSTY®  
CONE 40/70 | 055



SCKET  
RUSTY® 40/70 | 056



SCKET  
ARROCK  
GRANITE 40/70 | 057



SCKET  
ARROCK  
ARC | 058



LED  
ARROCK  
STONE 50/75 | 059





**S**CKET  
ARROCK SLOT | 059



**LED**  
L-LINE OUT 30 | 060



**LED**  
L-LINE OUT 60 | 061



**LED**  
L-LINE OUT 50/80 | 061



**S**CKET  
THEO PATHLIGHT | 062



**LED**  
OVALISK 75/100 | 063



**S**CKET  
GLOO PURE 27/44/70 | 065



**S**CKET  
ROTOBALL 25/40/50 | 067



**S**CKET  
PHOTONIA | 069



**S**CKET  
PHOTONIA | 069



**S**CKET  
OTOS GLAS | 069



**S**CKET  
CUBIX | 070



**S**CKET  
CONE | 070



**S**CKET  
MOLAT | 071



**S**CKET  
MOLAT | 071



**S**CKET  
LISENNE 40/70 | 072



**S**CKET  
ADEGAN MANILA | 073



**S**CKET  
ADEGAN | 073



**S**CKET  
ALPA MUSHROOM 45/75 | 075



**S**CKET  
ALPA CONE 100 | 075



**LED**  
APONI 90/120 | 076



**LED**  
TRUST 30/60 | 077



**S**CKET  
BIG NAILS 50/80 | 078



**S**CKET  
ROX ACRYL 30/60/90 | 079



**S**CKET  
VAP SLIM 30/60/90 | 081



**S**CKET  
C-POL | 082



**S**CKET  
F-POL | 082



**S**CKET  
SQUARE POLE 30/60/90 | 083



**LED**  
SLOTS 45/65 | 085



**LED**  
H-POL 30/60 | 086



**LED**  
H-POL TWIN 30/60 | 087



**LED**  
SLOTBOX 40/70 | 088



**LED**  
FLATT 65/100 | 089



**LED**  
ABRIDOR 60/100 | 091



**LED**  
IPERI 50 | 091



**S**CKET  
QUADRASYL 75 | 092



**LED**  
QUAD POLE | 093



**LED**  
BOOKAT | 093



**LED**  
RASCALI 45/65 | 094



**S**CKET  
MYRA SPOT | 095




**S**CKET  
SITRA 360 | 095





1007357 007

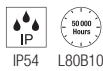
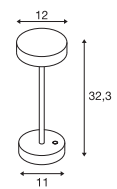
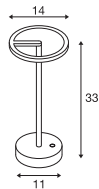



1007360 007




## VINOLINA ONE TL, Battery

## VINOLINA TL, Battery



5V battery operation  
Total wattage: 2.5W  
Material: aluminium

- Running time 12h
- Charging time 7h
- Charging plate included
- Power adapter not included
- USB A



5V battery operation  
Total wattage: 2.2W  
Material: aluminium

- Running time 12h
- Charging time 7h
- Charging plate included
- Power adapter not included
- USB A



Down 125lm | 2700K



Down 130lm | 2700K | 130lm | 3000K

Options	Prod. no.	GBP
● black	1007359	120.00
○ white	1007357	120.00
● rust	1007358	120.00

Options	Prod. no.	GBP
● black	1007362	120.00
○ white	1007360	120.00
● rust	1007361	120.00




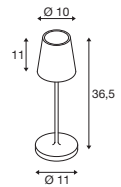


1007697 009





## VINOLINA TWO TL, Battery



IP65 L70B20

5V battery operation  
Total wattage: 2W  
Material: aluminium

- Touch dimmable
- Running time 10h
- Charging time 5h
- Charging station for one luminaire included



Down 190lm | 2200K  
2700K  
3000K

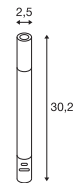
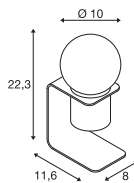
Options	Prod. no.	GBP
● black	1007693	120.00
○ white	1007692	120.00
● sand	1007697	120.00
● rust	1007695	120.00
● red	1007694	120.00
● lime green	1007696	120.00





TONILA  
TL

TAHA  
Light set, battery-powered




5V battery operation  
Total wattage: 1.6W  
Material: aluminium/plastic

- Battery 3.6V 2000mAh included
- Power adapter excluding USB charger 5V DC/1-2A required. For MINI-USB charging cable
- Can be dimmed to 3 different levels using the switch



Down 90lm | 2700K

Options	Prod. no.	GBP
● black	1002583	102.00



100-240V ~50/60Hz | 5V battery operation  
Total wattage: 5W  
Max. U-out driver: 5V DC  
Material: aluminium/plastic


- Charging cable included



Down 200lm | 2700K

Options	Prod. no.	GBP
● black	1007380	137.00





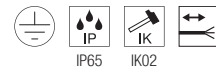
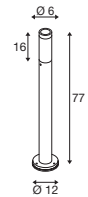
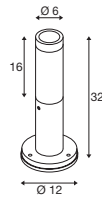
1007651 013

1007652 013



### S-TUBE 32 Pole, GU10

### S-TUBE 75 Pole, GU10



220-240V ~50/60Hz  
Material: aluminium

220-240V ~50/60Hz  
Material: aluminium

- Open cable end

- Open cable end

**SOCKET** <10  
W

**SOCKET** <10  
W

Base: 1xGU10    Max. diameter: 5 cm    L: 5.5 cm

Base: 1xGU10    Max. diameter: 5 cm    L: 5.5 cm

Options	Prod. no.	GBP
● black	1007651	73.00

Options	Prod. no.	GBP
● black	1007652	115.00

LED GU10 51mm | 6W | 38°  
2700K | 450lm | EEK=F  
6kWh/1000h

Prod. no.: 1005077 | 7.00 GBP

LED GU10 51mm | 6W | 38°  
2700K | 450lm | EEK=F  
6kWh/1000h

Prod. no.: 1005077 | 7.00 GBP

Product	Prod. no.	GBP
Connection box IP68, 3-pole		
● black	228730	20.00

Product	Prod. no.	GBP
Connection box IP68, 3-pole		
● black	228730	20.00





1007587 015

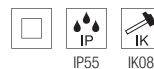

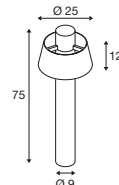
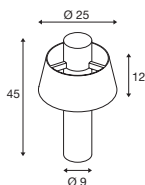
1007584 015





### PHOTONI 45 Pole, E27

### PHOTONI 75 Pole, E27



220-240V ~50/60Hz  
Material: aluminium

220-240V ~50/60Hz  
Material: aluminium

- IP connection box
- sea-air-resistant

- IP connection box
- sea-air-resistant



Base: 1xE27    Max. diameter: 6 cm    L: 11.6 cm

Base: 1xE27    Max. diameter: 6 cm    L: 11.6 cm

Options	Prod. no.	GBP
● black	1007587	154.00
● rust	1007583	154.00

Options	Prod. no.	GBP
● black	1007584	171.00
● rust	1007580	171.00



A60 | 7.5W | 180°  
2700K | 720lm | EEK=F  
8kWh/1000h



Prod. no.: 1005305 | 17.00 GBP




A60 | 7.5W | 180°  
2700K | 720lm | EEK=F  
8kWh/1000h



Prod. no.: 1005305 | 17.00 GBP

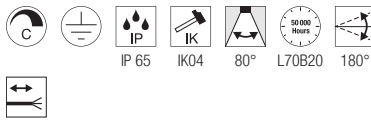
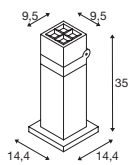








### S-CUBE 35 Pole



220-240V ~50/60Hz | 350mA  
 Total wattage: 15W  
 Material: aluminium

- Open cable end



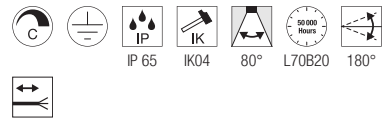
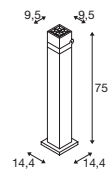
Down 1000lm | 2700K | 1200lm | 3000K

Options	Prod. no.	GBP
● anthracite	1007460	● 171.00



Product	Prod. no.	GBP
Connection box IP68, 3-pole		
● black	228730	20.00

### S-CUBE 75 Pole



220-240V ~50/60Hz | 350mA  
 Total wattage: 15W  
 Material: aluminium

- Open cable end



Down 1000lm | 2700K | 1200lm | 3000K

Options	Prod. no.	GBP
● anthracite	1007459	● 201.00



Product	Prod. no.	GBP
Connection box IP68, 3-pole		
● black	228730	20.00

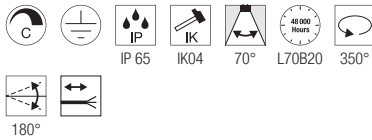
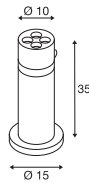





1007513 019



### R-CUBE 35 Pole



220-240V ~50/60Hz | 350mA  
 Total wattage: 15W  
 Material: aluminium

- Open cable end



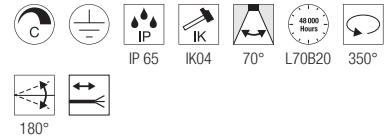
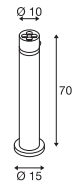
Down 800lm | 2700K | 800lm | 3000K

Options	Prod. no.	GBP
● anthracite	1007513	● 171.00



Product	Prod. no.	GBP
Connection box IP68, 3-pole		
● black	228730	20.00

### R-CUBE 75 Pole



220-240V ~50/60Hz | 350mA  
 Total wattage: 15W  
 Material: aluminium

- Open cable end



Down 800lm | 2700K | 800lm | 3000K

Options	Prod. no.	GBP
● anthracite	1007512	● 201.00

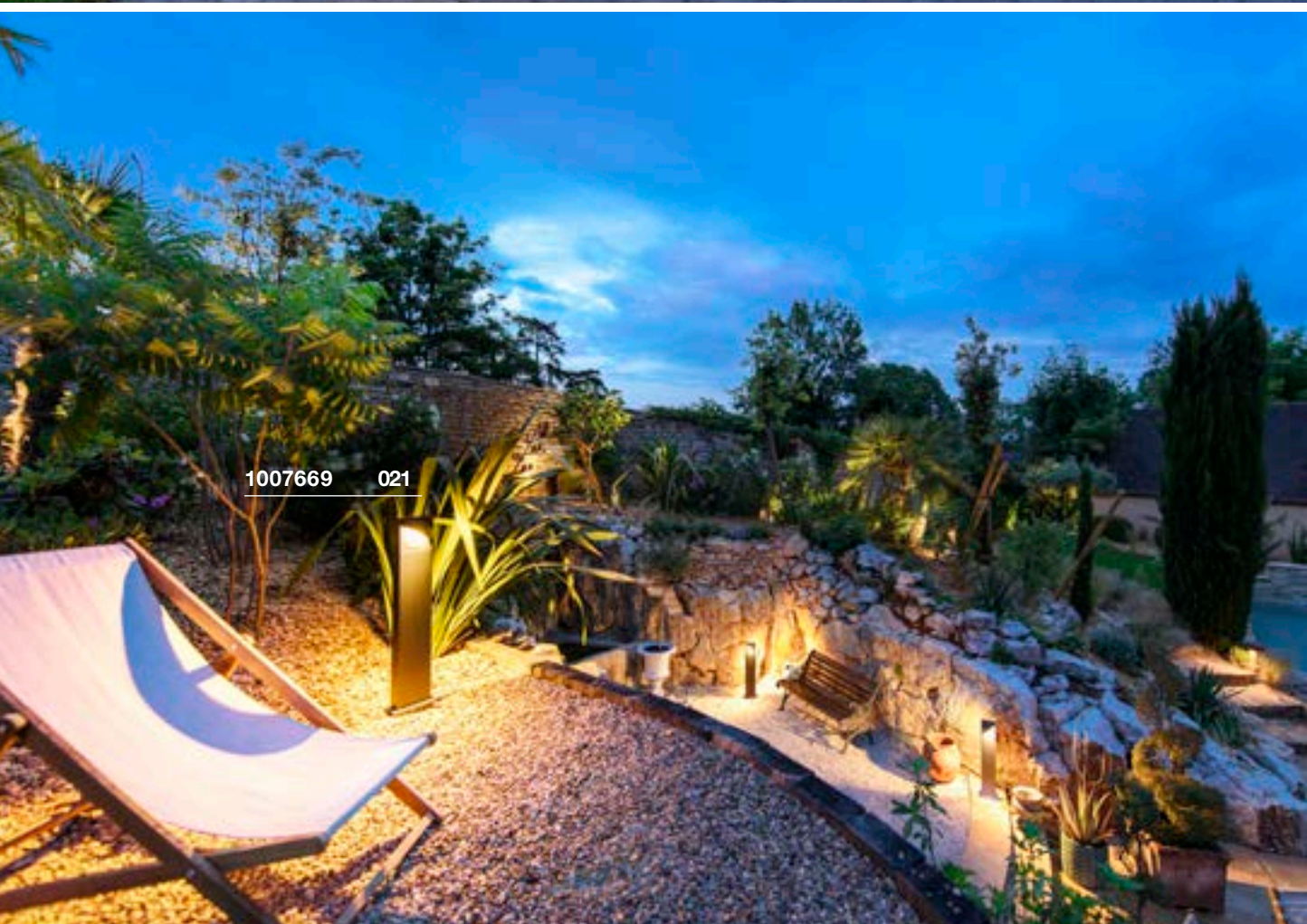


Product	Prod. no.	GBP
Connection box IP68, 3-pole		
● black	228730	20.00





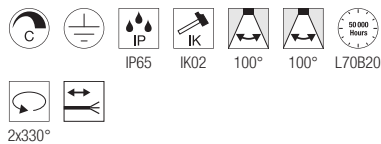
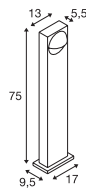
1007670 021



1007669 021



### LID I 75 Pole, double



220-240V ~50/60Hz | 700mA  
Total wattage: 29W  
Material: aluminium

- Open cable end



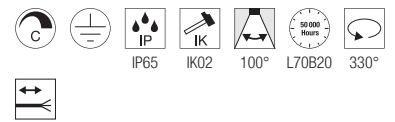
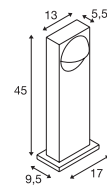
Down 850lm | 2700K | 1000lm | 3000K

Options	Prod. no.	GBP
● anthracite	1007669	● 257.00



Product	Prod. no.	GBP
Connection box IP68, 3-pole		
● black	228730	20.00

### LID I 45 Pole, single



220-240V ~50/60Hz | 350mA  
Total wattage: 15W  
Material: aluminium

- Open cable end



Down 900lm | 2700K | 1050lm | 3000K

Options	Prod. no.	GBP
● anthracite	1007670	● 188.00



Product	Prod. no.	GBP
Connection box IP68, 3-pole		
● black	228730	20.00



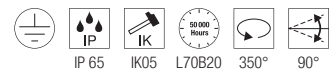
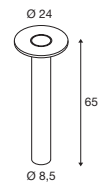


1007237 023





# I-RING Pole



100-240V ~50/60Hz | 350mA  
 Total wattage: 9.2W  
 Material: aluminium



Down 670lm | 3000K

Options	Prod. no.	GBP
● anthracite	1007237	● 197.00



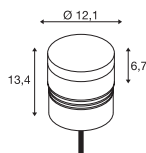
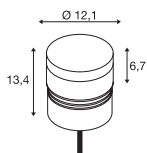
Product	Prod. no.	GBP
Screw set		
● Stainless steel	228753	8.00





M-POL S  
Polehead 360°, Glare reduction

M-POL S  
Polehead 360°, Glare reduction,  
DALI



220-240V ~50/60Hz | 500mA  
Total wattage: 10W  
Material: aluminium



220-240V ~50/60Hz | 500mA  
Total wattage: 10W  
Material: aluminium



Down 750lm | 2700K



Down 750lm | 2700K

Options	Prod. no.	GBP
● anthracite	1007232	249.00


Options	Prod. no.	GBP
● anthracite	1007233	266.00



Product	Prod. no.	GBP
pole		
● anthracite		
H: 23.4 cm	1006379	85.00
● anthracite		
H: 53.4 cm	1006380	120.00
● anthracite		
H: 83.4 cm	1006381	145.00
Ground anchor		
● Stainless steel	1006382	43.00
T-connector box		
● black	228726	31.00
Connection box IP68, 3-pole		
● black	228730	20.00




Product	Prod. no.	GBP
pole		
● anthracite		
H: 23.4 cm	1006379	85.00
● anthracite		
H: 53.4 cm	1006380	120.00
● anthracite		
H: 83.4 cm	1006381	145.00
Ground anchor		
● Stainless steel	1006382	43.00
Connection box		
● black	228725	16.00
IP68 CONNECTION BOX, 5-pole		
● black	1006453	31.00



1006381 + 1007233 033 + 024



1006380 + 1007232 033 + 024

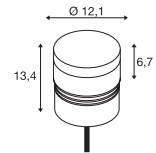
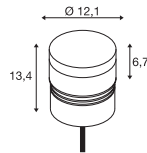


1006380 + 1007235 033 + 025



M-POL S  
Polehead 180°, Glare reduction

M-POL S  
Polehead 180°, Glare reduction,  
DALI



220-240V ~50/60Hz | 500mA  
Total wattage: 10W  
Material: aluminium



220-240V ~50/60Hz | 500mA  
Total wattage: 10W  
Material: aluminium



Down 700lm | 2700K



Down 700lm | 2700K

Options	Prod. no.	GBP
● anthracite	1007234	257.00

Options	Prod. no.	GBP
● anthracite	1007235	274.00



Product	Prod. no.	GBP
pole		
● anthracite		
H: 23.4 cm	1006379	85.00
● anthracite		
H: 53.4 cm	1006380	120.00
● anthracite		
H: 83.4 cm	1006381	145.00
Ground anchor		
● Stainless steel	1006382	43.00
T-connector box		
● black	228726	31.00
Connection box IP68, 3-pole		
● black	228730	20.00



Product	Prod. no.	GBP
pole		
● anthracite		
H: 23.4 cm	1006379	85.00
● anthracite		
H: 53.4 cm	1006380	120.00
● anthracite		
H: 83.4 cm	1006381	145.00
Ground anchor		
● Stainless steel	1006382	43.00
Connection box		
● black	228725	16.00
IP68 CONNECTION BOX, 5-pole		
● black	1006453	31.00



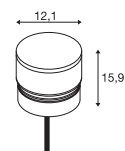


1006381 + 1006389 033 + 027



1006381 + 1006393 033 + 027

## M-POL S Polehead



220-240V ~50/60Hz | 500mA  
Power consumption: 9W  
Total wattage: 11W  
Material: aluminium



Down 470lm | 2700K | 510lm | 3000K

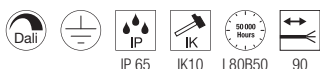
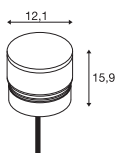
Options	Prod. no.	GBP
● anthracite	1006383	223.00



Product	Prod. no.	GBP
pole		
● anthracite H: 23.4 cm	1006379	85.00
● anthracite H: 53.4 cm	1006380	120.00
● anthracite H: 83.4 cm	1006381	145.00
Ground anchor		
● Stainless steel	1006382	43.00
T-connector box		
● black	228726	31.00
Connection box IP68, 3-pole		
● black	228730	20.00



### M-POL S Polehead, DALI



220-240V ~50/60Hz | 500mA  
Power consumption: 17W  
Total wattage: 19W  
Material: aluminium



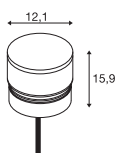
Down 890lm | 2700K | 950lm | 3000K

Options	Prod. no.	GBP
● anthracite	1006389	314.00



Product	Prod. no.	GBP
pole		
● anthracite		
H: 23.4 cm	1006379	85.00
● anthracite		
H: 53.4 cm	1006380	120.00
● anthracite		
H: 83.4 cm	1006381	145.00
Ground anchor		
● Stainless steel	1006382	43.00
Connection box		
● black	228725	16.00
IP68 CONNECTION BOX, 5-pole		
● black	1006453	31.00

### M-POL S Polehead, Shader



220-240V ~50/60Hz | 500mA  
Power consumption: 9W  
Total wattage: 11W  
Material: aluminium



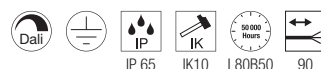
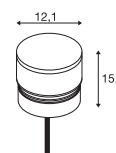
Down 285lm | 2700K | 310lm | 3000K

Options	Prod. no.	GBP
● anthracite	1006387	240.00



Product	Prod. no.	GBP
pole		
● anthracite		
H: 23.4 cm	1006379	85.00
● anthracite		
H: 53.4 cm	1006380	120.00
● anthracite		
H: 83.4 cm	1006381	145.00
Ground anchor		
● Stainless steel	1006382	43.00
T-connector box		
● black	228726	31.00
Connection box IP68, 3-pole		
● black	228730	20.00

### M-POL S Polehead, Shader, DALI



220-240V ~50/60Hz | 500mA  
Power consumption: 17W  
Total wattage: 19W  
Material: aluminium



Down 520lm | 2700K | 550lm | 3000K

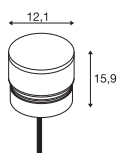
Options	Prod. no.	GBP
● anthracite	1006393	331.00



Product	Prod. no.	GBP
pole		
● anthracite		
H: 23.4 cm	1006379	85.00
● anthracite		
H: 53.4 cm	1006380	120.00
● anthracite		
H: 83.4 cm	1006381	145.00
Ground anchor		
● Stainless steel	1006382	43.00
Connection box		
● black	228725	16.00
IP68 CONNECTION BOX, 5-pole		
● black	1006453	31.00



M-POL S  
Polehead, Louver



220-240V ~50/60Hz | 500mA  
Power consumption: 9W  
Total wattage: 11W  
Material: aluminium



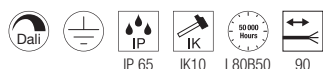
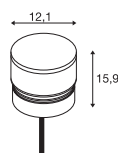
Down 145lm | 2700K 155lm | 3000K

Options	Prod. no.	GBP
● anthracite	1006385	271.00



Product	Prod. no.	GBP
pole		
● anthracite		
H: 23.4 cm	1006379	85.00
● anthracite		
H: 53.4 cm	1006380	120.00
● anthracite		
H: 83.4 cm	1006381	145.00
Ground anchor		
● Stainless steel	1006382	43.00
T-connector box		
● black	228726	31.00
Connection box IP68, 3-pole		
● black	228730	20.00

M-POL S  
Polehead, Louver, DALI



220-240V ~50/60Hz | 500mA  
Power consumption: 17W  
Total wattage: 19W  
Material: aluminium




Down 260lm | 2700K 270lm | 3000K

Options	Prod. no.	GBP
● anthracite	1006391	386.00




Product	Prod. no.	GBP
pole		
● anthracite		
H: 23.4 cm	1006379	85.00
● anthracite		
H: 53.4 cm	1006380	120.00
● anthracite		
H: 83.4 cm	1006381	145.00
Ground anchor		
● Stainless steel	1006382	43.00
Connection box		
● black	228725	16.00
IP68 CONNECTION BOX, 5-pole		
● black	1006453	31.00



1006381 + 1006391 033 + 038



1006381 + 1006388 033 + 039

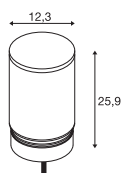


1006379 + 1006390 033 + 039



1006379 + 1006384 033 + 029

### M-POL M Polehead



220-240V ~50/60Hz | 500mA  
 Power consumption: 9W  
 Total wattage: 11W  
 Material: aluminium



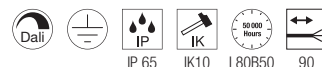
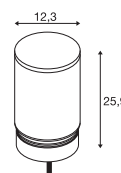
Down 590lm | 2700K | 660lm | 3000K

Options	Prod. no.	GBP
● anthracite	1006384	240.00



Product	Prod. no.	GBP
pole		
● anthracite	1006379	85.00
● anthracite		
H: 53.4 cm	1006380	120.00
● anthracite		
H: 83.4 cm	1006381	145.00
Ground anchor		
● Stainless steel	1006382	43.00
T-connector box		
● black	228726	31.00
Connection box IP68, 3-pole		
● black	228730	20.00

### M-POL M Polehead, DALI



220-240V ~50/60Hz | 500mA  
 Power consumption: 17W  
 Total wattage: 19W  
 Material: aluminium



Down 1150lm | 2700K | 1230lm | 3000K

Options	Prod. no.	GBP
● anthracite	1006390	331.00

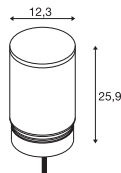


Product	Prod. no.	GBP
pole		
● anthracite	1006379	85.00
● anthracite		
H: 53.4 cm	1006380	120.00
● anthracite		
H: 83.4 cm	1006381	145.00
Ground anchor		
● Stainless steel	1006382	43.00
Connection box		
● black	228725	16.00
IP68 CONNECTION BOX, 5-pole		
● black	1006453	31.00





M-POL M  
Polehead, Shader



220-240V ~50/60Hz | 500mA  
Power consumption: 9W  
Total wattage: 11W  
Material: aluminium



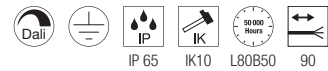
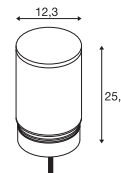
Down 420lm | 2700K | 460lm | 3000K

Options	Prod. no.	GBP
● anthracite	1006388	257.00



Product	Prod. no.	GBP
pole		
● anthracite H: 23.4 cm	1006379	85.00
● anthracite H: 53.4 cm	1006380	120.00
● anthracite H: 83.4 cm	1006381	145.00
Ground anchor		
● Stainless steel	1006382	43.00
T-connector box		
● black	228726	31.00
Connection box IP68, 3-pole		
● black	228730	20.00

M-POL M  
Polehead, Shader, DALI



220-240V ~50/60Hz | 500mA  
Power consumption: 17W  
Total wattage: 19W  
Material: aluminium



Down 820lm | 2700K | 870lm | 3000K

Options	Prod. no.	GBP
● anthracite	1006394	351.00

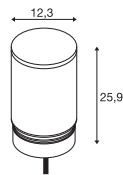


Product	Prod. no.	GBP
pole		
● anthracite H: 23.4 cm	1006379	85.00
● anthracite H: 53.4 cm	1006380	120.00
● anthracite H: 83.4 cm	1006381	145.00
Ground anchor		
● Stainless steel	1006382	43.00
Connection box		
● black	228725	16.00
IP68 CONNECTION BOX, 5-pole		
● black	1006453	31.00

1006381 + 1006388 033 + 030



M-POL M  
Polehead, Louver



220-240V ~50/60Hz | 500mA  
Power consumption: 9W  
Total wattage: 11W  
Material: aluminium



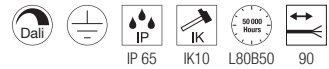
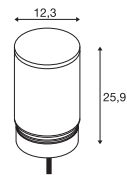
Down 190lm | 2700K | 210lm | 3000K

Options	Prod. no.	GBP
● anthracite	1006386	377.00



Product	Prod. no.	GBP
pole		
● anthracite		
H: 23.4 cm	1006379	85.00
● anthracite		
H: 53.4 cm	1006380	120.00
● anthracite		
H: 83.4 cm	1006381	145.00
Ground anchor		
● Stainless steel	1006382	43.00
T-connector box		
● black	228726	31.00
Connection box IP68, 3-pole		
● black	228730	20.00

M-POL M  
Polehead, Louver, DALI



220-240V ~50/60Hz | 500mA  
Power consumption: 17W  
Total wattage: 19W  
Material: aluminium



Down 350lm | 2700K | 370lm | 3000K

Options	Prod. no.	GBP
● anthracite	1006392	454.00



Product	Prod. no.	GBP
pole		
● anthracite		
H: 23.4 cm	1006379	85.00
● anthracite		
H: 53.4 cm	1006380	120.00
● anthracite		
H: 83.4 cm	1006381	145.00
Ground anchor		
● Stainless steel	1006382	43.00
Connection box		
● black	228725	16.00
IP68 CONNECTION BOX, 5-pole		
● black	1006453	31.00

1006381 + 1006392 033 + 031





[1006380](tel:1006380) + [1006392](tel:1006392) 033 + 031



M-POL 30  
Pole



M-POL 60  
Pole



M-POL 90  
Pole



Material: aluminium

Options	Prod. no.	GBP
● anthracite	1006379	85.00



Product	Prod. no.	GBP
IP68 CONNECTION BOX, 5-pole		
● black	1006453	31.00
T-connector box		
● black	228726	31.00
Connection box IP68, 3-pole		
● black	228730	20.00

Material: aluminium

Options	Prod. no.	GBP
● anthracite	1006380	120.00



Product	Prod. no.	GBP
IP68 CONNECTION BOX, 5-pole		
● black	1006453	31.00
T-connector box		
● black	228726	31.00
Connection box IP68, 3-pole		
● black	228730	20.00

Material: aluminium

Options	Prod. no.	GBP
● anthracite	1006381	145.00



Product	Prod. no.	GBP
IP68 CONNECTION BOX, 5-pole		
● black	1006453	31.00
T-connector box		
● black	228726	31.00
Connection box IP68, 3-pole		
● black	228730	20.00



# DESIGN YOUR M-POL SYSTEM

---

The right bollard lights in a few steps – made possible with the M-POL system. It combines three sizes and eight lamp heads with five light properties and two colour temperatures. Whether in high or flat form, with shaders for less light on one side, homogeneous and diffuse radiance or glare-free thanks to integrated louvres. Whether 2700 or 3000 Kelvin, controllable as an On/Off version or DALI. Configure your chosen M-POL bollard lights and showcase every outdoor ambience in its best light.

## CHOOSE YOUR PREFERRED ...

- 1 bollard (30, 60, 90)
- 2 Lamp head (On/Off, DALI)
- 3 Lamp head size (high, flat)
- 4 Light property (Clear, Shader, Louver)
- 5 Colour temperature (2700K, 3000K)



DONE!


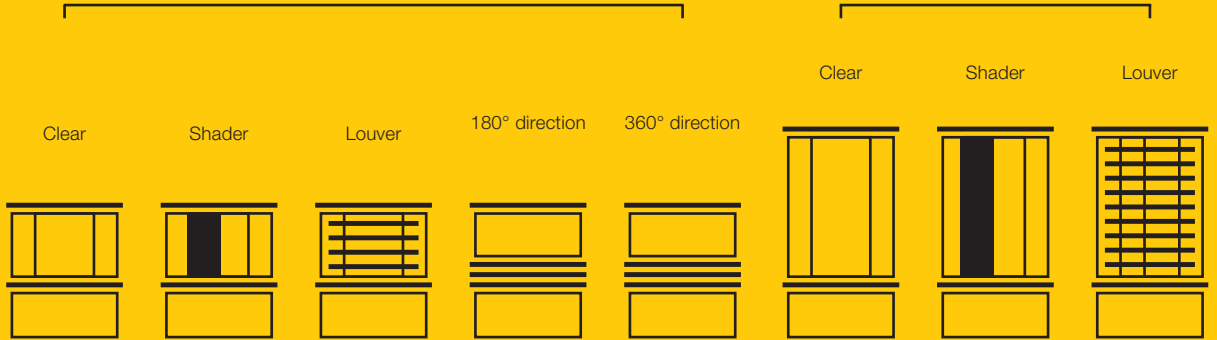
# LAMP HEADS

## M-POL S

Diameter: 12.3 cm, H: 15.9 cm


## M-POL M

Diameter: 12.3 cm, H: 25.9 cm




## M-POL 30

Diameter: 12.4 cm, H: 23.4 cm



## M-POL 60

Diameter: 12.4 cm, H: 53.4 cm



## M-POL 90

Diameter: 12.4 cm, H: 83.4 cm

# BOLLARDS



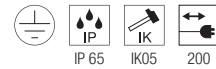
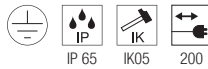
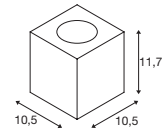
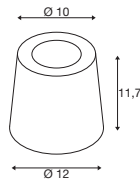


1006408 037



**CONCRETO**  
FL, round, QPAR 51

**CONCRETO**  
FL, square, QPAR51



220-240V ~50/60Hz  
Material: concrete/aluminium

220-240V ~50/60Hz  
Material: concrete/aluminium

- IP44 safety plug

- IP44 contour plug



Base: 1xGU10    Max. diameter: 5.1 cm    L: 6 cm

Base: 1xGU10    Max. diameter: 5.1 cm    L: 6 cm

Options	Prod. no.	GBP
● grey	1006408	103.00

Options	Prod. no.	GBP
● grey	1006409	103.00



LED GU10 51mm | 6W | 38°  
2700K | 450lm | EEK=F  
6kWh/1000h



Prod. no.: 1005077 | 7.00 GBP



LED GU10 51mm | 6W | 38°  
2700K | 450lm | EEK=F  
6kWh/1000h



Prod. no.: 1005077 | 7.00 GBP





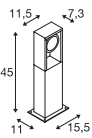
1004749 039



1004750 039



### ESKINA FRAME 45 Pole, single



220-240V ~50/60Hz | 350mA  
Total wattage: 15W  
Material: aluminium



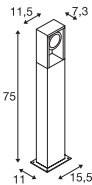
Down 1100lm | 3000K | 1200lm | 4000K

Options	Prod. no.	GBP
● anthracite	1004749	242.00



Product	Prod. no.	GBP
Connection box IP68, 3-pole		
● black	228730	20.00

### ESKINA FRAME 75 Pole, single



220-240V ~50/60Hz | 350mA  
Total wattage: 15W  
Material: aluminium



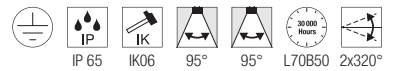
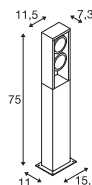
Down 1100lm | 3000K | 1200lm | 4000K

Options	Prod. no.	GBP
● anthracite	1004750	265.00



Product	Prod. no.	GBP
Connection box IP68, 3-pole		
● black	228730	20.00

### ESKINA FRAME 75 Pole, double



220-240V ~50/60Hz | 700mA  
Total wattage: 27W  
Material: aluminium



Spot 1 1100lm | 3000K | 1200lm | 4000K  
Spot 2 1100lm | 3000K | 1200lm | 4000K

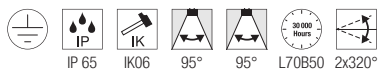
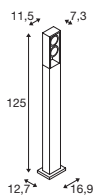
Options	Prod. no.	GBP
● anthracite	1004751	300.00



Product	Prod. no.	GBP
Connection box IP68, 3-pole		
● black	228730	20.00



ESKINA FRAME 125  
Pole, double



220-240V ~50/60Hz | 700mA  
Total wattage: 27W  
Material: aluminium



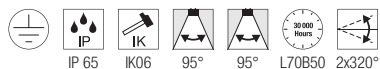
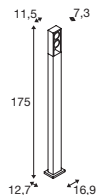
Spot 1	1100lm	3000K	1200lm	4000K
Spot 2	1100lm	3000K	1200lm	4000K

Options	Prod. no.	GBP
● anthracite	1005439	346.00



Product	Prod. no.	GBP
Connection box IP68, 3-pole		
● black	228730	20.00

ESKINA FRAME 175  
Pole, double



220-240V ~50/60Hz | 700mA  
Total wattage: 27W  
Material: aluminium






Spot 1	1100lm	3000K	1200lm	4000K
Spot 2	1100lm	3000K	1200lm	4000K

Options	Prod. no.	GBP
● anthracite	1005440	407.00



Product	Prod. no.	GBP
Connection box IP68, 3-pole		
● black	228730	20.00



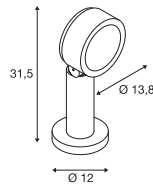


1002906 041



1002907 041

### ESKINA 30 Pole



220-240V ~50/60Hz | 350mA  
 Total wattage: 14.5W  
 Material: aluminium

- IP44 safety plug



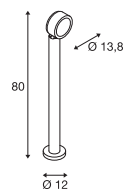
Down 1000lm | 3000K | 4000K

Options	Prod. no.	GBP
● anthracite	1002906	242.00



Product	Prod. no.	GBP
Ground spike		
● grey	230060	46.00

### ESKINA 80 Pole



220-240V ~50/60Hz | 350mA  
 Total wattage: 14.5W  
 Material: aluminium



Down 1000lm | 3000K | 4000K

Options	Prod. no.	GBP
● anthracite	1002907	265.00




Product	Prod. no.	GBP
Ground spike		
● grey	230060	46.00
Connection box IP68, 3-pole		
● black	228730	20.00





232115

043





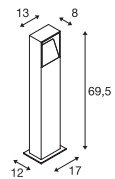
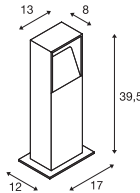
232125

043



### LOGS 40 Pole

### LOGS 70 Pole



220-240V ~50/60Hz | 500mA  
 Total wattage: 9.5W  
 Material: aluminium

220-240V ~50/60Hz | 500mA  
 Total wattage: 9.5W  
 Material: aluminium

- Open cable end

- Open cable end



Down 570lm | 3000K

Down 570lm | 3000K


Options	Prod. no.	GBP
● anthracite	232115	223.00

Options	Prod. no.	GBP
● anthracite	232125	257.00

Product	Prod. no.	GBP
Concrete anchor		
● grey	232119	53.00
Ground spike		
● grey	231230	40.00
Screw set		
● Stainless steel	228754	4.00
Connection box IP68, 3-pole		
● black	228730	20.00


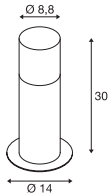
Product	Prod. no.	GBP
Concrete anchor		
● grey	232119	53.00
Ground spike		
● grey	231230	40.00
Screw set		
● Stainless steel	228754	4.00
Connection box IP68, 3-pole		
● black	228730	20.00







**GRAFIT 30**  
Pole, Round, E27



220-240V ~50/60Hz  
Material: aluminium/acrylic

- Open cable end



Base: 1xE27    Max. diameter: 6 cm    L: 11.5 cm

Options	Prod. no.	GBP
● anthracite	1006180	69.00



LED E27 | 8W | 240°  
3000K | 880lm | EEK=E  
8kWh/1000h

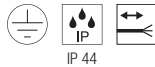
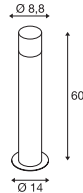


Prod. no.: 1005289 | 9.00 GBP



Product	Prod. no.	GBP
Connection box IP68, 3-pole		
● black	228730	20.00

**GRAFIT 60**  
Pole, Round, E27



220-240V ~50/60Hz  
Material: aluminium/acrylic

- Open cable end



Base: 1xE27    Max. diameter: 6 cm    L: 11.5 cm

Options	Prod. no.	GBP
● anthracite	1006181	86.00



LED E27 | 8W | 240°  
3000K | 880lm | EEK=E  
8kWh/1000h

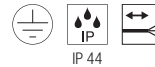
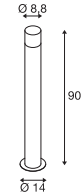


Prod. no.: 1005289 | 9.00 GBP



Product	Prod. no.	GBP
Connection box IP68, 3-pole		
● black	228730	20.00

**GRAFIT 90**  
Pole, Round, E27



220-240V ~50/60Hz  
Material: aluminium/acrylic

- Open cable end



Base: 1xE27    Max. diameter: 6 cm    L: 11.5 cm

Options	Prod. no.	GBP
● anthracite	1006182	113.00



LED E27 | 8W | 240°  
3000K | 880lm | EEK=E  
8kWh/1000h



Prod. no.: 1005289 | 9.00 GBP



Product	Prod. no.	GBP
Connection box IP68, 3-pole		
● black	228730	20.00






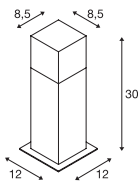
231225 047



1006184 047



### GRAFIT 30 Pole, E27



220-240V ~50/60Hz  
Material: aluminium/plastic

- Open cable end



Base: 1xE27    Max. diameter: 6 cm    L: 11.5 cm

Options	Prod. no.	GBP
● anthracite	231215	69.00



LED E27 | 8W | 240°  
3000K | 880lm | EEK=E  
8kWh/1000h


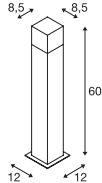


Prod. no.: 1005289 | 9.00 GBP



Product	Prod. no.	GBP
Ground spike		
● grey	231230	40.00
Screw set		
● Stainless steel	228754	4.00
Connection box IP68, 3-pole		
● black	228730	20.00

### GRAFIT 60 Pole, E27



220-240V ~50/60Hz  
Material: aluminium/plastic

- Open cable end



Base: 1xE27    Max. diameter: 6 cm    L: 11.5 cm

Options	Prod. no.	GBP
● anthracite	231225	86.00



LED E27 | 8W | 240°  
3000K | 880lm | EEK=E  
8kWh/1000h

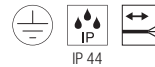
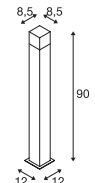


Prod. no.: 1005289 | 9.00 GBP



Product	Prod. no.	GBP
Ground spike		
● grey	231230	40.00
Screw set		
● Stainless steel	228754	4.00
Connection box IP68, 3-pole		
● black	228730	20.00

### GRAFIT 90 Pole, E27



220-240V ~50/60Hz  
Material: aluminium/acrylic

- Open cable end



Base: 1xE27    Max. diameter: 6 cm    L: 11.5 cm

Options	Prod. no.	GBP
● anthracite	1006184	113.00



LED E27 | 8W | 240°  
3000K | 880lm | EEK=E  
8kWh/1000h



Prod. no.: 1005289 | 9.00 GBP



Product	Prod. no.	GBP
Ground spike		
● grey	231230	40.00
Connection box IP68, 3-pole		
● black	228730	20.00



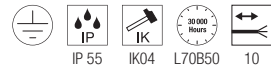
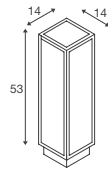


1005442 049





# QUADRULO FL



100-277V ~50/60Hz | 480mA  
 Total wattage: 7W  
 Material: aluminium/acrylic

- IP connection box



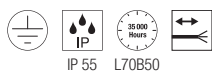
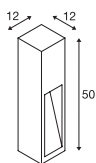
Down

340lm | 3000K

Options	Prod. no.	GBP
● anthracite	1005442	143.00



RUSTY® SLOT 50  
Pole



220-240V ~50/60Hz  
Total wattage: 9W  
Material: FeCSi steel/polycarbonate (PC)

- Open cable end



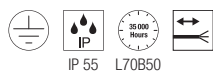
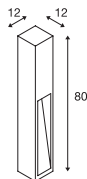
Down 30lm | 3000K

Options	Prod. no.	GBP
● rust	233447	266.00



Product	Prod. no.	GBP
Ground spike		
● grey	231230	40.00
Connection box IP68, 3-pole		
● black	228730	20.00

RUSTY® SLOT 80  
Pole



220-240V ~50/60Hz  
Total wattage: 9W  
Material: FeCSi steel/polycarbonate (PC)

- Open cable end



Down 30lm | 3000K


Options	Prod. no.	GBP
● rust	233457	334.00



Product	Prod. no.	GBP
Ground spike		
● grey	231230	40.00
Connection box IP68, 3-pole		
● black	228730	20.00

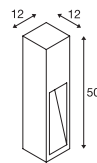


229410 051



233457 050

RUSTY® SLOTT 50  
Pole, E27



220-240V ~50/60Hz  
Material: FeCSi steel/polycarbonate (PC)

- Open cable end



Base: 1xE27 Max. diameter: 4.8 cm L: 13.9 cm

Options	Prod. no.	GBP
● rust	229410	246.00



LED E27 | 8W | 240°  
3000K | 880lm | EEK=E  
8kWh/1000h

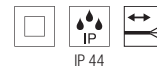
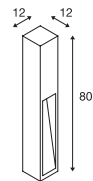


Prod. no.: 1005289 | 9.00 GBP



Product	Prod. no.	GBP
Ground spike		
● grey	231230	40.00
Connection box IP68, 3-pole		
● black	228730	20.00

RUSTY® SLOTT 80  
Pole, E27



220-240V ~50/60Hz  
Material: FeCSi steel/polycarbonate (PC)

- Open cable end



Base: 1xE27 Max. diameter: 4.8 cm L: 13.9 cm

Options	Prod. no.	GBP
● rust	229411	309.00



LED E27 | 8W | 240°  
4000K | 920lm | EEK=E  
8kWh/1000h



Prod. no.: 1005290 | 9.00 GBP



Product	Prod. no.	GBP
Ground spike		
● grey	231230	40.00
Connection box IP68, 3-pole		
● black	228730	20.00



229411 051



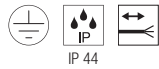
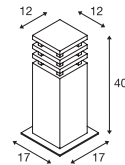
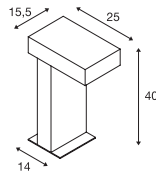


233090 052



RUSTY® PATHLIGHT  
Pole, TCR-TSE

RUSTY® 40  
Pole



220-240V ~50/60Hz  
Material: FeCSi steel/polycarbonate (PC)

- Open cable end



Base: 1xG53 Max. diameter: 7.5 cm L: 2.7 cm

Options	Prod. no.	GBP
● rust	230090	268.00




LED GX53 | 6.1W | 120°  
3000K | 490lm | EEK=G  
6kWh/1000h



Prod. no.: 1005271 | 10.00 GBP



Product	Prod. no.	GBP
Ground spike		
● grey	229422	40.00
Connection box IP68, 3-pole		
● black	228730	20.00



220-240V ~50/60Hz  
Total wattage: 9W  
Material: FeCSi steel/polycarbonate (PC)

- Open cable end



Down 90lm | 3000K

Options	Prod. no.	GBP
● rust	233427	266.00


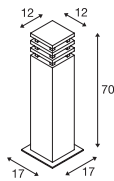


Product	Prod. no.	GBP
Ground spike		
● grey	229422	40.00
Connection box IP68, 3-pole		
● black	228730	20.00

229420 053



RUSTY® 70  
Pole



220-240V ~50/60Hz  
Total wattage: 9W  
Material: FeCSi steel/polycarbonate (PC)


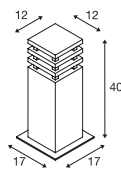
- Open cable end



Down 90lm | 3000K

Options	Prod. no.	GBP
● rust	233437	334.00

RUSTY® 40  
Pole, E27



220-240V ~50/60Hz  
Material: FeCSi steel/polycarbonate (PC)

- Open cable end



Base: 1xE27 Max. diameter: 4.8 cm L: 13.9 cm

Options	Prod. no.	GBP
● rust	229420	246.00



LED E27 | 8W | 240°  
3000K | 880lm | EEK=E  
8kWh/1000h

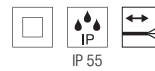
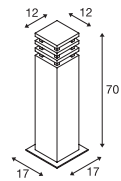


Prod. no.: 1005289 | 9.00 GBP



Product	Prod. no.	GBP
Ground spike		
● grey	229422	40.00
Connection box IP68, 3-pole		
● black	228730	20.00

RUSTY® 70  
Pole, E27



220-240V ~50/60Hz  
Material: FeCSi steel/polycarbonate (PC)

- Open cable end



Base: 1xE27 Max. diameter: 4.8 cm L: 13.9 cm

Options	Prod. no.	GBP
● rust	229421	309.00



LED E27 | 8W | 240°  
4000K | 920lm | EEK=E  
8kWh/1000h




Prod. no.: 1005290 | 9.00 GBP




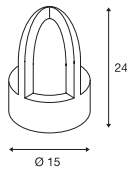
Product	Prod. no.	GBP
Ground spike		
● grey	229422	40.00
Connection box IP68, 3-pole		
● black	228730	20.00







### RUSTY® CONE 24 FL, E14



220-240V ~50/60Hz  
Material: FeCSi steel/glass



Base: 1xE14    Max. diameter: 4.8 cm    L: 13.9 cm

Options	Prod. no.	GBP
● rust	229430	237.00


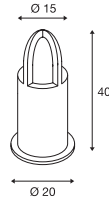


C35 | 4.2W | 320°  
2700K | 350lm | EEK=G  
5kWh/1000h



Prod. no.: 1005285 | 8.00 GBP

### RUSTY® CONE 40 Pole, E27



220-240V ~50/60Hz  
Material: FeCSi steel/glass



Base: 1xE27    Max. diameter: 4.8 cm    L: 13.9 cm

Options	Prod. no.	GBP
● rust	229431	360.00



LED E27 | 8W | 240°  
3000K | 880lm | EEK=E  
8kWh/1000h

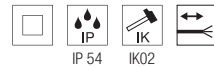
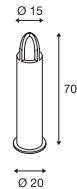


Prod. no.: 1005289 | 9.00 GBP



Product	Prod. no.	GBP
Ground spike		
● grey	229422	40.00
Connection box IP68, 3-pole		
● black	228730	20.00

### RUSTY® CONE 70 Pole, E27



220-240V ~50/60Hz  
Material: FeCSi steel/polycarbonate (PC)



Base: 1xE27    Max. diameter: 4.8 cm    L: 13.9 cm

Options	Prod. no.	GBP
● rust	229432	428.00



LED E27 | 8W | 240°  
3000K | 880lm | EEK=E  
8kWh/1000h



Prod. no.: 1005289 | 9.00 GBP


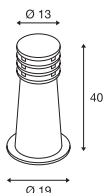


Product	Prod. no.	GBP
Ground spike		
● grey	229422	40.00
Connection box IP68, 3-pole		
● black	228730	20.00

- Open cable end



RUSTY® 40  
Pole, E27



220-240V ~50/60Hz  
Material: FeCSi steel/polycarbonate (PC)

- Open cable end



Base: 1xE27    Max. diameter: 4.8 cm    L: 13.9 cm

Options	Prod. no.	GBP
● rust	229020	246.00



LED E27 | 8W | 240°  
4000K | 920lm | EEK=E  
8kWh/1000h


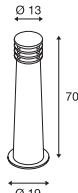


Prod. no.: 1005290 | 9.00 GBP



Product	Prod. no.	GBP
Ground spike		
● Stainless steel	229022	43.00
Connection box IP68, 3-pole		
● black	228730	20.00

RUSTY® 70  
Pole, E27



220-240V ~50/60Hz  
Material: FeCSi steel/polycarbonate (PC)

- Open cable end



Base: 1xE27    Max. diameter: 4.8 cm    L: 13.9 cm

Options	Prod. no.	GBP
● rust	229021	309.00



LED E27 | 8W | 240°  
3000K | 880lm | EEK=E  
8kWh/1000h




Prod. no.: 1005289 | 9.00 GBP



Product	Prod. no.	GBP
Ground spike		
● Stainless steel	229022	43.00
Connection box IP68, 3-pole		
● black	228730	20.00



229020    056



231410    057



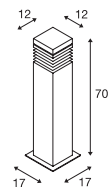
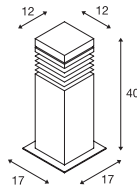
229021 056



231411 057

**ARROCK GRANITE 40**  
Pole, square, E27

**ARROCK GRANITE 70**  
Pole, square, E27



220-240V ~50/60Hz  
Material: granite/stainless steel 304



220-240V ~50/60Hz  
Material: granite/stainless steel 304



Base: 1xE27    Max. diameter: 5.2 cm    L: 11.5 cm



Base: 1xE27    Max. diameter: 5.2 cm    L: 11.5 cm

Options	Prod. no.	GBP
● grey	231410	308.00

Options	Prod. no.	GBP
● grey	231411	373.00



LED E27 | 8W | 240°  
3000K | 880lm | EEK=E  
8kWh/1000h



Prod. no.: 1005289 | 9.00 GBP



LED E27 | 8W | 240°  
4000K | 920lm | EEK=E  
8kWh/1000h



Prod. no.: 1005290 | 9.00 GBP



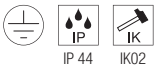
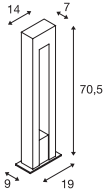
Product	Prod. no.	GBP
Ground spike		
● Stainless steel	229022	43.00
Connection box IP68, 3-pole		
● black	228730	20.00



Product	Prod. no.	GBP
Ground spike		
● Stainless steel	229022	43.00
Connection box IP68, 3-pole		
● black	228730	20.00



ARROCK ARC  
Pole, QPAR51



220-240V ~50/60Hz  
Material: granite/stainless steel 304



Base: 1xGU10 Max. diameter: 5.1 cm | L: 7.6 cm

Options	Prod. no.	GBP
● grey	231420	308.00



LED GU10 51mm | 6W | 38°  
2700K | 450lm | EEK=F  
6kWh/1000h




Prod. no.: 1005075 | 7.00 GBP



Product	Prod. no.	GBP
Ground spike		
● grey	231233	43.00



231420 058



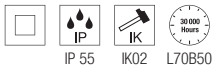
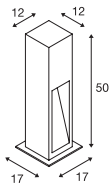
231371 059



231440 059



### ARROCK STONE 50 Pole



220-240V ~50/60Hz | 700mA  
Total wattage: 9W  
Material: basalt/stainless steel 304



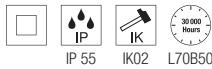
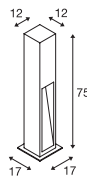
Down 330lm | 3000K

Options	Prod. no.	GBP
● grey	231370	355.00



Product	Prod. no.	GBP
Ground spike		
● grey	231233	43.00

### ARROCK STONE 75 Pole



220-240V ~50/60Hz | 700mA  
Total wattage: 9W  
Material: basalt/stainless steel 304



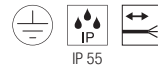
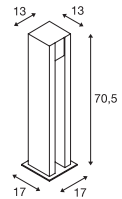
Down 330lm | 3000K

Options	Prod. no.	GBP
● grey	231371	407.00



Product	Prod. no.	GBP
Ground spike		
● grey	231233	43.00

### ARROCK SLOT Pole, QPAR51



220-240V ~50/60Hz  
Material: granite/stainless steel 304

- Open cable end



Base: 1xGU10

Options	Prod. no.	GBP
● grey	231440	355.00



LED GU10 51mm | 6W | 38°  
2700K | 450lm | EEK=F  
6kWh/1000h



Prod. no.: 1005076 | 7.00 GBP



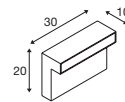
Product	Prod. no.	GBP
Ground spike		
● grey	231235	43.00
Connection box IP68, 3-pole		
● black	228730	20.00





1003535 061

## L-LINE OUT 30 FL, vertical



1003538 061



220-240V ~50/60Hz | 500mA  
Total wattage: 11.5W  
Material: aluminium/polycarbonate (PC)

- The light colour must be set prior to installation
- Open cable end



CRI  
80

Down 800lm | 3000K | 810lm | 4000K

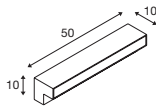
Options	Prod. no.	GBP
● anthracite	1003536	199.00



Product	Prod. no.	GBP
Connection box IP68, 3-pole		
● black	228730	20.00



L-LINE OUT 60  
FL, vertical



220-240V ~50/60Hz | 500mA  
Total wattage: 11.5W  
Material: aluminium/polycarbonate (PC)

- The light colour must be set prior to installation
- Open cable end



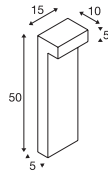
Down 780lm | 3000K | 800lm | 4000K

Options	Prod. no.	GBP
● anthracite	1003535	208.00



Product	Prod. no.	GBP
Connection box IP68, 3-pole		
● black	228730	20.00

L-LINE OUT 50  
Pole, horizontal



220-240V ~50/60Hz | 350mA  
Total wattage: 7W  
Material: aluminium/polycarbonate (PC)

- The light colour must be set prior to installation
- Open cable end



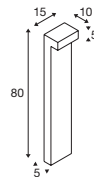
Down 490lm | 3000K | 530lm | 4000K

Options	Prod. no.	GBP
● anthracite	1003537	164.00



Product	Prod. no.	GBP
Connection box IP68, 3-pole		
● black	228730	20.00

L-LINE OUT 80  
Pole, horizontal



220-240V ~50/60Hz | 350mA  
Total wattage: 7W  
Material: aluminium/polycarbonate (PC)

- The light colour must be set prior to installation
- Open cable end



Down 490lm | 3000K | 530lm | 4000K

Options	Prod. no.	GBP
● anthracite	1003538	191.00

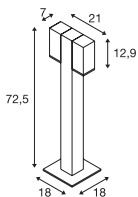


Product	Prod. no.	GBP
Connection box IP68, 3-pole		
● black	228730	20.00



# THEO PATHLIGHT

Pole, double



220-240V ~50/60Hz  
Material: aluminium



Base: 2xGU10

Options	Prod. no.	GBP
● anthracite	1002871	205.00




LED GU10 51mm | 6W | 38°  
2700K | 450lm | EEK=F  
6kWh/1000h



Prod. no.: 1005077 | 7.00 GBP



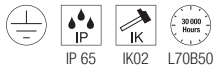
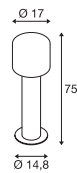
Product	Prod. no.	GBP
Connection box IP68, 3-pole		
● black	228730	20.00



1002871 062



### OVALISK 75 Pole



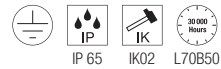
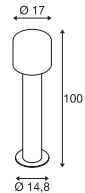
220-240V ~50/60Hz | 500mA  
 Total wattage: 9.2W  
 Material: aluminium/glass



Down 580lm | 3000K | 630lm | 4000K

Options	Prod. no.	GBP
● anthracite	1004680	285.00

### OVALISK 100 Pole



220-240V ~50/60Hz | 500mA  
 Total wattage: 9.2W  
 Material: aluminium/glass



Down 580lm | 3000K | 630lm | 4000K

Options	Prod. no.	GBP
● anthracite	1004681	311.00




Product	Prod. no.	GBP
Concrete anchor		
○ silver	228712	55.00
Ground spike		
● grey	228722	50.00
Connection box IP68, 3-pole		
● black	228730	20.00

1004680 063





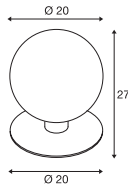
1002000 065



1002001 065



### GLOO PURE 27 Pole, E27



220-240V ~50/60Hz  
Material: aluminium/glass

- Open cable end



Base: 1xE27    Max. diameter: 4.8 cm    L: 18 cm

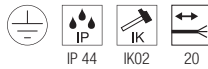
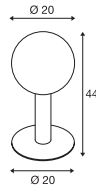
Options	Prod. no.	GBP
● anthracite	1001999	80.00

| 13.5W | 240°  
3000K | 1520lm | EEK=E  
14kWh/1000h

Prod. no.: 1005307 | 11.00 GBP

Product	Prod. no.	GBP
Ground spike		
● grey	231234	45.00
Connection box IP68, 3-pole		
● black	228730	20.00

### GLOO PURE 44 Pole, E27



220-240V ~50/60Hz  
Material: aluminium/glass

- Open cable end



Base: 1xE27    Max. diameter: 4.8 cm    L: 18 cm

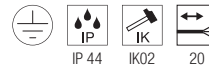
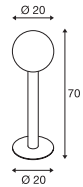
Options	Prod. no.	GBP
● anthracite	1002000	107.00

| LED E27 | 8W | 240°  
3000K | 880lm | EEK=E  
8kWh/1000h

Prod. no.: 1005289 | 9.00 GBP

Product	Prod. no.	GBP
Ground spike		
● grey	231234	45.00
Connection box IP68, 3-pole		
● black	228730	20.00

### GLOO PURE 70 Pole, E27



220-240V ~50/60Hz  
Material: aluminium/glass

- Open cable end



Base: 1xE27    Max. diameter: 4.8 cm    L: 18 cm

Options	Prod. no.	GBP
● anthracite	1002001	117.00

| 13.5W | 240°  
3000K | 1520lm | EEK=E  
14kWh/1000h

Prod. no.: 1005307 | 11.00 GBP

Product	Prod. no.	GBP
Ground spike		
● grey	231234	45.00
Connection box IP68, 3-pole		
● black	228730	20.00



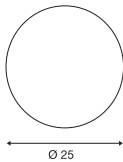


227221    067

227219    067



ROTOBALL 25  
FL, E27



220-240V ~50/60Hz  
Material: steel/polyethylene (PE)

- IP44 contour plug



Base: 1xE27

Options	Prod. no.	GBP
<input type="radio"/> white	227219	139.00

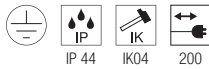
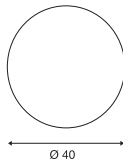


A60 | 7.5W | 320°  
2700K | 800lm | EEK=F  
8kWh/1000h



Prod. no.: 1005303 | 9.00 GBP

ROTOBALL 40  
FL, E27



220-240V ~50/60Hz  
Material: steel/polyethylene (PE)

- IP44 safety plug



Base: 1xE27

Max. diameter: 9.5 cm

Options	Prod. no.	GBP
<input type="radio"/> white	227220	156.00

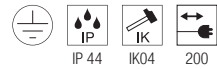
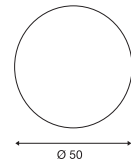


LED E27 | 8W | 240°  
3000K | 880lm | EEK=E  
8kWh/1000h



Prod. no.: 1005289 | 9.00 GBP

ROTOBALL 50  
FL, E27



220-240V ~50/60Hz  
Material: steel/polyethylene (PE)

- IP44 safety plug



Base: 1xE27

Max. diameter: 9.5 cm

Options	Prod. no.	GBP
<input type="radio"/> white	227221	208.00



A60 | 7.5W | 320°  
2700K | 800lm | EEK=F  
8kWh/1000h




Prod. no.: 1005303 | 9.00 GBP






232065 069



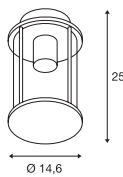
232075 069



230465 069



## PHOTONIA PD, E27



220-240V ~50/60Hz  
Material: aluminium/glass

- Suspension chain included
- IP44 safety plug

**SOCKET INSIDE** <60 W

Base: 1xE27 Max. diameter: 9 cm L: 15 cm

Options	Prod. no.	GBP
● anthracite	232065	205.00



LED E27 | 7.5W | 320°  
2700K | 800lm | EEK=F  
8kWh/1000h

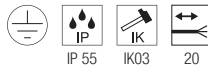


Prod. no.: 1005268 | 11.00 GBP



Product	Prod. no.	GBP
Ceiling rosette		
● anthracite	1000398	69.00

## PHOTONIA Pole, E27



220-240V ~50/60Hz  
Material: aluminium/glass

- Open cable end

**SOCKET INSIDE** <60 W

Base: 1xE27 Max. diameter: 9 cm L: 15 cm

Options	Prod. no.	GBP
● anthracite	232075	236.00



LED E27 | 7.5W | 320°  
2500K | 700lm | EEK=F  
8kWh/1000h

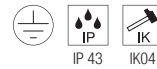
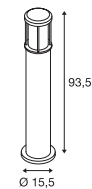


Prod. no.: 1005265 | 23.00 GBP



Product	Prod. no.	GBP
Concrete anchor		
● Stainless steel	232085	43.00
Connection box IP68, 3-pole		
● black	228730	20.00

## OTOS GLAS Pole, E27



220-240V ~50/60Hz  
Material: aluminium/glass

- Concrete anchor included

**SOCKET INSIDE** <15 W

Base: 1xE27 Max. diameter: 6.5 cm L: 14.5 cm

Options	Prod. no.	GBP
● anthracite	230465	124.00



A60 | 7.5W | 320°  
2700K | 800lm | EEK=F  
8kWh/1000h



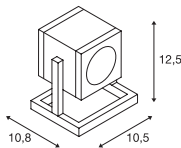
Prod. no.: 1005303 | 9.00 GBP



Product	Prod. no.	GBP
Screw set		
● Stainless steel	228753	8.00
Connection box IP68, 3-pole		
● black	228730	20.00



CUBIX  
FL, QPAR51



220-240V ~50/60Hz  
Material: aluminium/glass


- IP44 safety plug



Base: 1xGU10

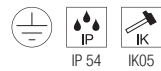
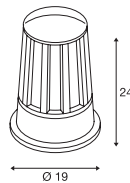
Options	Prod. no.	GBP
● anthracite	132835	109.00

LED GU10 51mm | 6W | 38°  
2700K | 450lm | EEK=F  
6kWh/1000h



Prod. no.: 1005077 | 7.00 GBP

CONE  
FL, E27




220-240V ~50/60Hz  
Material: aluminium/glass




Base: 1xE27 max. L: 15 cm

Options	Prod. no.	GBP
● anthracite	230435	86.00

LED E27 | 7.5W | 320°  
2500K | 700lm | EEK=F  
8kWh/1000h



Prod. no.: 1005265 | 23.00 GBP



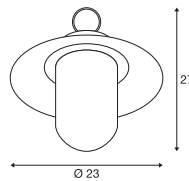


1000821 071



1000822 071

MOLAT  
PD, E27



220-240V ~50/60Hz  
Material: aluminium/glass

- Suspension chain included
- IP44 safety plug



Base: 1xE27 Max. diameter: 6.5 cm L: 14.5 cm

Options	Prod. no.	GBP
● anthracite	1000821	127.00



LED E27 | 7.5W | 320°  
2700K | 800lm | EEK=F  
8kWh/1000h

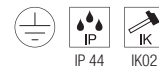
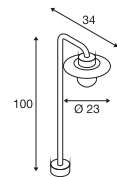


Prod. no.: 1005268 | 11.00 GBP



Product	Prod. no.	GBP
Ground spike		
● anthracite	1000398	69.00

MOLAT  
Pole, E27



220-240V ~50/60Hz  
Material: aluminium/glass



Base: 1xE27 Max. diameter: 6.5 cm L: 14.5 cm

Options	Prod. no.	GBP
● anthracite	1000822	156.00



LED E27 | 7.5W | 320°  
2500K | 700lm | EEK=F  
8kWh/1000h



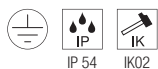
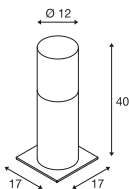
Prod. no.: 1005265 | 23.00 GBP



Product	Prod. no.	GBP
Ground spike		
● grey	230060	46.00



LISENNE 40  
Pole, E27



220-240V ~50/60Hz  
Material: basalt/glass



Base: 1xE27    Max. diameter: 5.9 cm    L: 15 cm

Options	Prod. no.	GBP
● grey	1000665	344.00



LED E27 | 7.5W | 320°  
2700K | 800lm | EEK=F  
8kWh/1000h

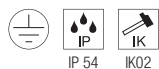
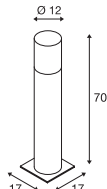


Prod. no.: 1005268 | 11.00 GBP



Product	Prod. no.	GBP
Ground spike		
● grey	229422	40.00

LISENNE 70  
Pole, E27



220-240V ~50/60Hz  
Material: basalt/glass



Base: 1xE27    Max. diameter: 5.9 cm    L: 15 cm

Options	Prod. no.	GBP
● grey	1000666	393.00




LED E27 | 7.5W | 320°  
2700K | 800lm | EEK=F  
8kWh/1000h



Prod. no.: 1005268 | 11.00 GBP



Product	Prod. no.	GBP
Ground spike		
● grey	229422	40.00

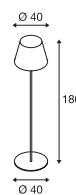
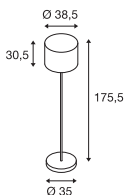


228965    073



ADEGAN MANILA  
FL, E27

ADEGAN  
FL, E27



220-240V ~50/60Hz  
Material: granite/stainless steel

- IP44 safety plug



Base: 1xE27 Max. diameter: 4.8 cm L: 18 cm

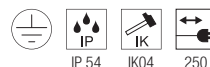
Options	Prod. no.	GBP
● stainless steel/ anthracite	1002494	338.00



LED E27 | 8W | 240°  
3000K | 880lm | EEK=E  
8kWh/1000h



Prod. no.: 1005289 | 9.00 GBP



220-240V ~50/60Hz  
Material: aluminium/polycarbonate (PC)

- IP44 safety plug



Base: 1xE27 Max. diameter: 5.2 cm

Options	Prod. no.	GBP
● anthracite	228965	260.00



LED E27 | 8W | 240°  
3000K | 880lm | EEK=E  
8kWh/1000h



Prod. no.: 1005289 | 9.00 GBP



Product	Prod. no.	GBP
Ground spike		
● anthracite	228960	31.00





228935    075

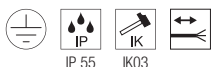
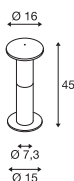


228925    075



### ALPA MUSHROOM 45

Pole, E27



220-240V ~50/60Hz  
Material: aluminium/polycarbonate (PC)

- Open cable end



Base: 1xE27    Max. diameter: 5.2 cm    L: 16 cm

Options	Prod. no.	GBP
● anthracite	228935	113.00



LED E27 | 8W | 240°  
3000K | 880lm | EEK=E  
8kWh/1000h



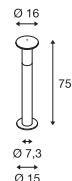
Prod. no.: 1005289 | 9.00 GBP



Product	Prod. no.	GBP
Concrete anchor		
○ silver	228712	55.00
Ground spike		
● grey	228722	50.00
Connection box IP68, 3-pole		
● black	228730	20.00

### ALPA MUSHROOM 75

Pole, E27



220-240V ~50/60Hz  
Material: aluminium/polycarbonate (PC)

- Open cable end



Base: 1xE27    Max. diameter: 5.2 cm    L: 16 cm

Options	Prod. no.	GBP
● anthracite	228945	139.00



LED E27 | 8W | 240°  
3000K | 880lm | EEK=E  
8kWh/1000h



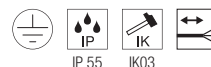
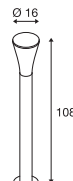
Prod. no.: 1005289 | 9.00 GBP



Product	Prod. no.	GBP
Concrete anchor		
○ silver	228712	55.00
Ground spike		
● grey	228722	50.00
Connection box IP68, 3-pole		
● black	228730	20.00

### ALPA CONE 100

Pole, E27



220-240V ~50/60Hz  
Material: aluminium/polycarbonate (PC)

- Open cable end



Base: 1xE27    Max. diameter: 5.2 cm    L: 17.5 cm

Options	Prod. no.	GBP
● anthracite	228925	164.00



| 13.5W | 240°  
3000K | 1520lm | EEK=E  
14kWh/1000h



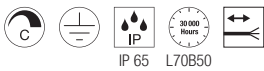
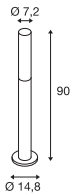
Prod. no.: 1005307 | 11.00 GBP



Product	Prod. no.	GBP
Concrete anchor		
○ silver	228712	55.00
Ground spike		
● grey	228722	50.00
Connection box IP68, 3-pole		
● black	228730	20.00



APONI 90  
Pole, PHASE



220-240V ~50/60Hz | 500mA  
Total wattage: 6.3W  
Material: aluminium

- Open cable end



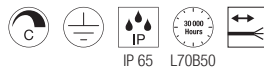
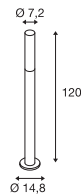
Down 520lm | 3000K

Options	Prod. no.	GBP
● anthracite	1000682	223.00



Product	Prod. no.	GBP
Connection box IP68, 3-pole		
● black	228730	20.00

APONI 120  
Pole, PHASE



220-240V ~50/60Hz | 500mA  
Total wattage: 6.3W  
Material: aluminium

- Open cable end





Down 520lm | 3000K

Options	Prod. no.	GBP
● anthracite	1000683	275.00



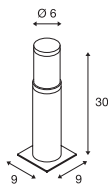
Product	Prod. no.	GBP
Connection box IP68, 3-pole		
● black	228730	20.00





1000682 076

TRUST 30  
Pole



220-240V ~50/60Hz  
Total wattage: 9W  
Material: stainless steel 316



Down 400lm | 3000K

Options	Prod. no.	GBP
● Stainless steel	228100	223.00

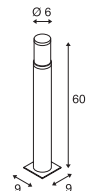


Product	Prod. no.	GBP
Ground spike		
● black	227922	46.00
Ring-shaped grid		
● Stainless steel	228130	84.00
Connection box IP68, 3-pole		
● black	228730	20.00

228110 077



TRUST 60  
Pole



220-240V ~50/60Hz  
Total wattage: 9W  
Material: stainless steel 316



Down 400lm | 3000K

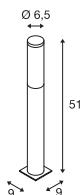
Options	Prod. no.	GBP
● Stainless steel	228110	285.00



Product	Prod. no.	GBP
Ground spike		
● black	227922	46.00
Ring-shaped grid		
● Stainless steel	228130	84.00
Connection box IP68, 3-pole		
● black	228730	20.00



**BIG NAILS 50**  
POLE, E27




220-240V ~50/60Hz  
Material: stainless steel 304/  
polycarbonate (PC)



Base: 1xE27    Max. diameter: 4.5 cm    L: 17 cm

Options	Prod. no.	GBP
● Stainless steel	<b>229162</b>	<b>139.00</b>

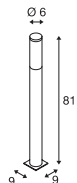

 LED E27 | 8W | 240°  
 3000K | 880lm | EEK=E  
 8kWh/1000h
 


Prod. no.: **1005289** | **9.00 GBP**



Product	Prod. no.	GBP
Ground spike		
● black	<b>227922</b>	<b>46.00</b>

**BIG NAILS 80**  
POLE, E27



220-240V ~50/60Hz  
Material: stainless steel 304/  
polycarbonate (PC)



Base: 1xE27    Max. diameter: 4.5 cm    L: 17 cm



Options	Prod. no.	GBP
● Stainless steel	<b>229172</b>	<b>160.00</b>


 | 13.5W | 240°  
 3000K | 1520lm | EEK=E  
 14kWh/1000h
 


Prod. no.: **1005307** | **11.00 GBP**




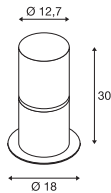
Product	Prod. no.	GBP
Ground spike		
● black	<b>227922</b>	<b>46.00</b>





### ROX ACRYL 30

Pole, E27



220-240V ~50/60Hz  
Material: stainless steel 304



Base: 1xE27    Max. diameter: 6 cm    L: 15 cm

Options	Prod. no.	GBP
● Stainless steel	1001488	139.00



LED E27 | 8W | 240°  
3000K | 880lm | EEK=E  
8kWh/1000h



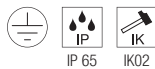
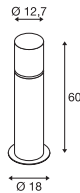
Prod. no.: 1005289 | 9.00 GBP



Product	Prod. no.	GBP
Concrete anchor		
● Stainless steel	1001494	26.00
Ground spike		
● grey	231234	45.00
T-connector box		
● black	228726	31.00

### ROX ACRYL 60

Pole, E27



220-240V ~50/60Hz  
Material: stainless steel 304



Base: 1xE27    Max. diameter: 6 cm    L: 15 cm

Options	Prod. no.	GBP
● Stainless steel	1001489	164.00



LED E27 | 8W | 240°  
3000K | 880lm | EEK=E  
8kWh/1000h



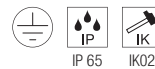
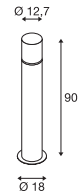
Prod. no.: 1005289 | 9.00 GBP



Product	Prod. no.	GBP
Concrete anchor		
● Stainless steel	1001494	26.00
Ground spike		
● grey	231234	45.00
T-connector box		
● black	228726	31.00

### ROX ACRYL 90

Pole, E27



220-240V ~50/60Hz  
Material: stainless steel 304



Base: 1xE27    Max. diameter: 6 cm    L: 15 cm

Options	Prod. no.	GBP
● Stainless steel	1001490	181.00



| 13.5W | 240°  
3000K | 1520lm | EEK=E  
14kWh/1000h



Prod. no.: 1005307 | 11.00 GBP



Product	Prod. no.	GBP
Concrete anchor		
● Stainless steel	1001494	26.00
Ground spike		
● grey	231234	45.00
T-connector box		
● black	228726	31.00





230066 081

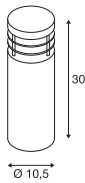


23006 081



### VAP SLIM 30

Pole, E27



220-240V ~50/60Hz  
Material: stainless steel 304



Base: 1xE27 Max. diameter: 5.1 cm L: 12.6 cm

Options	Prod. no.	GBP
● Stainless steel	230063	147.00



LED E27 | 8W | 240°  
3000K | 880lm | EEK=E  
8kWh/1000h



Prod. no.: 1005289 | 9.00 GBP



Product	Prod. no.	GBP
Concrete anchor		
● Stainless steel	230061	23.00
Ground spike		
● grey	230060	46.00

### VAP SLIM 60

Pole, E27



220-240V ~50/60Hz  
Material: stainless steel 304



Base: 1xE27 Max. diameter: 5.1 cm L: 12.6 cm

Options	Prod. no.	GBP
● Stainless steel	230066	164.00



LED E27 | 8W | 240°  
4000K | 920lm | EEK=E  
8kWh/1000h



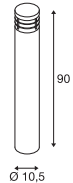
Prod. no.: 1005290 | 9.00 GBP



Product	Prod. no.	GBP
Concrete anchor		
● Stainless steel	230061	23.00
Ground spike		
● grey	230060	46.00

### VAP SLIM 90

Pole, E27



220-240V ~50/60Hz  
Material: stainless steel 304



Base: 1xE27 Max. diameter: 5.1 cm L: 12.6 cm

Options	Prod. no.	GBP
● Stainless steel	230069	191.00



LED E27 | 8W | 240°  
3000K | 880lm | EEK=E  
8kWh/1000h



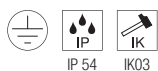
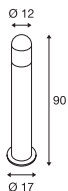
Prod. no.: 1005289 | 9.00 GBP



Product	Prod. no.	GBP
Concrete anchor		
● Stainless steel	230061	23.00
Ground spike		
● grey	230060	46.00



C-POL  
POLE, E27



220-240V ~50/60Hz  
Material: aluminium/polycarbonate (PC)



Base: 1xE27    Max. diameter: 5.2 cm    L: 17.3 cm

Options	Prod. no.	GBP
● anthracite	231475	173.00

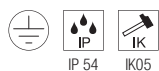
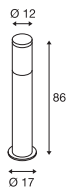
| 13.5W | 240°  
 3000K | 1520lm | EEK=E  
 14kWh/1000h

Prod. no.: 1005307 | 11.00 GBP

+

Product	Prod. no.	GBP
Connection box IP68, 3-pole		
● black	228730	20.00

F-POL  
POLE, E27



220-240V ~50/60Hz  
Material: aluminium/polycarbonate (PC)



Base: 1xE27    Max. diameter: 5.1 cm    L: 14.8 cm


Options	Prod. no.	GBP
● anthracite	231595	164.00

LED E27 | 8W | 240°  
 3000K | 880lm | EEK=E  
 8kWh/1000h


Prod. no.: 1005289 | 9.00 GBP

+


Product	Prod. no.	GBP
Connection box IP68, 3-pole		
● black	228730	20.00



231475 082



231595 082

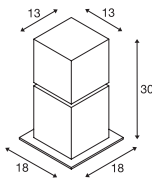


1000344 083



### SQUARE POLE 30

Pole, E27



220-240V ~50/60Hz  
Material: stainless steel 304



Base: 1xE27    Max. diameter: 6 cm    L: 15 cm

Options	Prod. no.	GBP
● Stainless steel	1000344	199.00



LED E27 | 8W | 240°  
3000K | 880lm | EEK=E  
8kWh/1000h



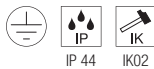
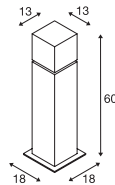
Prod. no.: 1005289 | 9.00 GBP



Product	Prod. no.	GBP
Concrete anchor		
● Stainless steel	1000343	47.00
Ground spike		
● grey	231234	45.00
Connection box IP68, 3-pole		
● black	228730	20.00

### SQUARE POLE 60

Pole, E27



220-240V ~50/60Hz  
Material: stainless steel 304



Base: 1xE27    Max. diameter: 6 cm    L: 15 cm

Options	Prod. no.	GBP
● Stainless steel	1000345	251.00



| 13.5W | 240°  
3000K | 1520lm | EEK=E  
14kWh/1000h



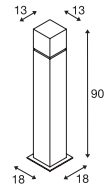
Prod. no.: 1005307 | 11.00 GBP



Product	Prod. no.	GBP
Concrete anchor		
● Stainless steel	1000343	47.00
Ground spike		
● grey	231234	45.00
Connection box IP68, 3-pole		
● black	228730	20.00

### SQUARE POLE 90

Pole, E27



220-240V ~50/60Hz  
Material: stainless steel 304



Base: 1xE27    Max. diameter: 6 cm    L: 15 cm

Options	Prod. no.	GBP
● Stainless steel	1000346	295.00



| 13.5W | 240°  
3000K | 1520lm | EEK=E  
14kWh/1000h



Prod. no.: 1005307 | 11.00 GBP



Product	Prod. no.	GBP
Concrete anchor		
● Stainless steel	1000343	47.00
Ground spike		
● grey	231234	45.00
Connection box IP68, 3-pole		
● black	228730	20.00



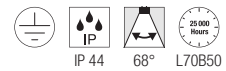
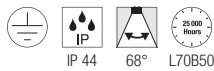
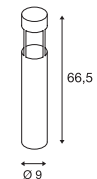
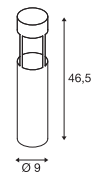
231455 085





### SLOTS 45 Pole

### SLOTS 65 Pole



220-240V ~50/60Hz  
 Total wattage: 4.5W  
 Material: aluminium

220-240V ~50/60Hz  
 Total wattage: 4.5W  
 Material: aluminium

- Concrete anchor included

- Concrete anchor included



Down 200lm | 3000K

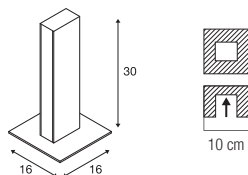
Down 200lm | 3000K

Options	Prod. no.	GBP
● anthracite	231815	156.00
● rust	231817	156.00

Options	Prod. no.	GBP
● anthracite	231455	164.00
● rust	231457	164.00



H-POL 30  
Pole



100-277V ~50/60Hz | 480mA  
Total wattage: 9.7W  
Material: aluminium/plastic

- This product is intended for in-floor installation
- A larger recessed fixing kit is available for optional installation in the ground. Installation dimensions  
L: 14cm W: 14cm D: 16cm



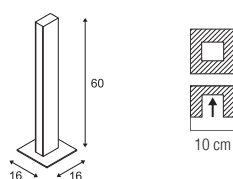
Down 350lm | 3000K

Options	Prod. no.	GBP
● anthracite	232155	208.00



Product	Prod. no.	GBP
Recessed fixing kit 14x14 cm		
● black	232195	43.00

H-POL 60  
Pole



100-277V ~50/60Hz | 500mA  
Total wattage: 18W  
Material: aluminium/plastic

- This product is intended for in-floor installation.
- A larger recessed fixing kit is available for optional installation in the ground. Installation dimensions  
L: 14cm W: 14cm D: 16cm




Down 700lm | 3000K


Options	Prod. no.	GBP
● anthracite	232165	303.00



Product	Prod. no.	GBP
Recessed fixing kit 14x14 cm		
● black	232195	43.00

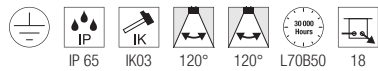
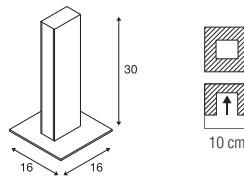


232155 086



232185 087

### H-POL TWIN 30 Pole



100-277V ~50/60Hz | 500mA  
 Total wattage: 18W  
 Material: aluminium/plastic

- This product is intended for in-floor installation.
- A larger recessed fixing kit is available for optional installation in the ground.  
 Installation dimensions  
 L: 14cm W: 14cm D: 16cm



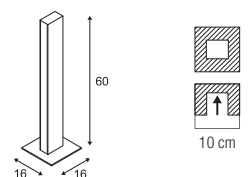
Down 350lm | 3000K

Options	Prod. no.	GBP
● anthracite	232175	286.00



Product	Prod. no.	GBP
Recessed fixing kit 14x14 cm		
● black	232195	43.00

### H-POL TWIN 60 Pole



220-240V ~50/60Hz | 1000mA  
 Total wattage: 35W  
 Material: aluminium/plastic

- This product is intended for in-floor installation.
- A larger recessed fixing kit is available for optional installation in the ground.  
 Installation dimensions  
 L: 14cm W: 14cm D: 16cm



Down 700lm | 3000K


Options	Prod. no.	GBP
● anthracite	232185	398.00



Product	Prod. no.	GBP
Recessed fixing kit 14x14 cm		
● black	232195	43.00





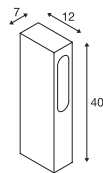


232135 088



232145 088

## SLOTBOX 40 Pole



100-277 V ~50/60 Hz | 700 mA  
Total wattage: 8W  
Material: aluminium

- Open cable end



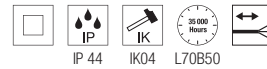
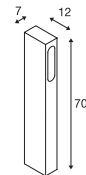
Down 160lm | 3000K

Options	Prod. no.	GBP
● anthracite	232135	173.00



Product	Prod. no.	GBP
Connection box IP68, 3-pole		
● black	228730	20.00

## SLOTBOX 70 Pole



100-277 V ~50/60 Hz | 700 mA  
Total wattage: 8.7W  
Material: aluminium

- Open cable end




Down 160lm | 3000K

Options	Prod. no.	GBP
● anthracite	232145	208.00



Product	Prod. no.	GBP
Connection box IP68, 3-pole		
● black	228730	20.00


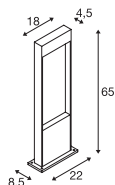



1002957 089



1002958 089

### FLATT 65 POLE



100-240V ~50/60Hz | 350mA  
Total wattage: 10W  
Material: aluminium/aluminium

- Light colour can be selected using the switch inside the housing prior to installation



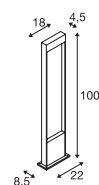
Down 400lm | 3000K | 400lm | 4000K

Options	Prod. no.	GBP
● anthracite	1002956	213.00
● brown/anthracite	1002957	213.00



Product	Prod. no.	GBP
Connection box IP68, 3-pole		
● black	228730	20.00

### FLATT 100 POLE



100-240V ~50/60Hz | 350mA  
Total wattage: 10W  
Material: aluminium/aluminium

- Light colour can be selected using the switch inside the housing prior to installation




Down 400lm | 3000K | 400lm | 4000K

Options	Prod. no.	GBP
● anthracite	1002958	260.00
● brown/anthracite	1002959	260.00



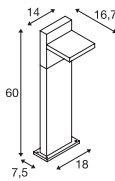
Product	Prod. no.	GBP
Connection box IP68, 3-pole		
● black	228730	20.00







### ABRIDOR 60 Pole



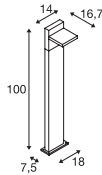
100-240V ~50/60Hz | 300mA  
 Total wattage: 12W  
 Material: aluminium



Down 950lm | 3000K | 980lm | 4000K

Options	Prod. no.	GBP
● anthracite	1002991	191.00

### ABRIDOR 100 Pole



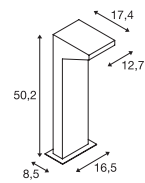
100-240V ~50/60Hz | 300mA  
 Total wattage: 12W  
 Material: aluminium



Down 950lm | 3000K | 980lm | 4000K

Options	Prod. no.	GBP
● anthracite	1002992	242.00

### IPERI 50 Pole



220-240V ~50/60Hz  
 Total wattage: 4.5W  
 Material: aluminium/plastic



Down 400lm | 4000K

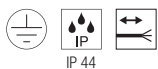
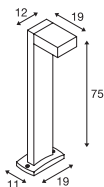
Options	Prod. no.	GBP
● anthracite	231305	111.00



Product	Prod. no.	GBP
Ground spike		
● grey	231231	43.00



**QUADRASYL 75**  
Pole, TCR-TSE



220-240V ~50/60Hz  
Material: aluminium

- Concrete anchor included
- Open cable end



Base: 1xG53 | Max. diameter: 7.5 cm | L: 2.7 cm

Options	Prod. no.	GBP
● anthracite	232295	143.00
● grey	232294	143.00



LED GX53 | 6.1W | 120°  
3000K | 490lm | EEK=G  
6kWh/1000h



Prod. no.: 1005271 | 10.00 GBP



Product	Prod. no.	GBP
T-connector box		
● black	228726	31.00



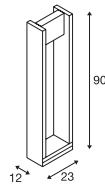
232295 092



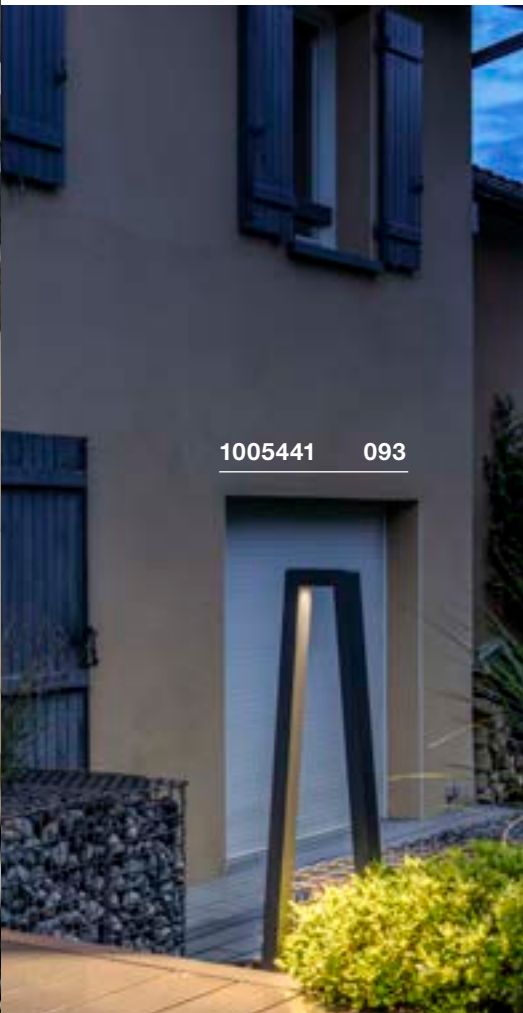
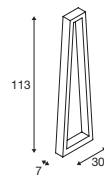


1003001 093

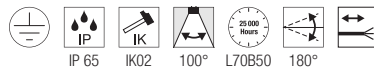
### QUAD POLE Pole



### BOOKAT Pole



1005441 093



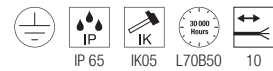
100-277V ~50/60Hz | 500mA  
 Total wattage: 18W  
 Material: aluminium/glass

- Open cable end



Down 1550lm | 3000K

Options	Prod. no.	GBP
● anthracite	1003001	318.00



100-277 V ~50/60 Hz | 700 mA  
 Total wattage: 15W  
 Material: aluminium/polycarbonate (PC)

- IP connection box included
- IP connection box



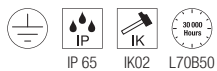
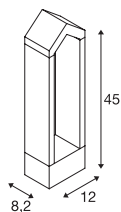
Down 1240lm | 3000K | 1300lm | 4000K

Options	Prod. no.	GBP
● anthracite	1005441	346.00



Product	Prod. no.	GBP
Connection box IP68, 3-pole		
● black	228730	20.00

RASCALI 45  
Pole



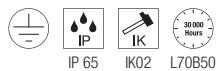
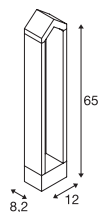
220-240V ~50/60Hz  
Total wattage: 8W  
Material: aluminium



Down 360lm | 3000K

Options	Prod. no.	GBP
● anthracite	1000799	158.00

RASCALI 65  
Pole





220-240V ~50/60Hz  
Total wattage: 8W  
Material: aluminium



Down 360lm | 3000K

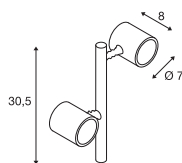
Options	Prod. no.	GBP
● anthracite	1000801	178.00







**MYRA SPOT**  
Double, GU10



220-240V ~50/60Hz  
Material: aluminium

- The height of the light can be increased by a maximum of 2 extension rods.
- Open cable end

**SOCKET INSIDE** <4.5 W

Base: 2xGU10 Max. diameter: 5.1 cm L: 5.7 cm

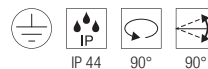
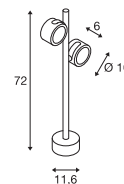
Options	Prod. no.	GBP
● anthracite	233185	145.00

LED GU10 51mm | 6W | 38°  
 2700K | 450lm | EEK=F  
 6kWh/1000h

Prod. no.: 1005075 | 7.00 GBP

Product	Prod. no.	GBP
Concrete anchor		
● silver	228712	55.00
Screw set		
● Stainless steel	228752	6.00
Pedestal		
● anthracite	233145	23.00
Extension rod 30cm		
● anthracite	233165	23.00

**SITRA 360**  
Pole, TCR-TSE



220-240V ~50/60Hz  
Material: aluminium/glass

**SOCKET INSIDE** <9 W

Base: 2xG53 Max. diameter: 7.5 cm L: 3.5 cm

Options	Prod. no.	GBP
● anthracite	231505	139.00

LED GX53 | 6.1W | 120°  
 3000K | 490lm | EEK=G  
 6kWh/1000h

Prod. no.: 1005271 | 10.00 GBP

Product	Prod. no.	GBP
Ground spike		
● grey	230060	46.00





1001962 107



**LED**  
SYNA PLANT | 689



**LED**  
SYNA GARDEN | 689



**LED**  
SYNA | 689



**LED**  
FLOODI S | 691



**LED**  
FLOODI M | 691



**LED**  
FLOODI L | 691



**LED**  
GALEN 60 | 692



**LED**  
GALEN 120 | 692



**LED**  
FLAC BEAM® | 693



**SOCKET**  
SAMRINA | 693



**SOCKET**  
NAUTILUS 10 | 694



**SOCKET**  
BIG NAUTILUS | 694



**SOCKET**  
NAUTILUS 10 | 695



**LED**  
NAUTILUS 10 | 696



**SOCKET**  
NAUTILUS | 697



**SOCKET**  
NAUTILUS 10  
SPOT | 697



**LED**  
NAUTILUS 10  
SPOT LED | 697



**LED**  
DASAR®  
PROJECTOR | 698



**LED**  
DASAR® 920 | 698



**LED**  
HELIA SPOT S | 699



**LED**  
HELIA SPOT L | 699



**SOCKET**  
THEO BRACKET | 701



**LED**  
LED SPIKE | 701



**SOCKET**  
SITRA 360 SPIKE | 703




**SOCKET**  
SITRA 360 SPIKE | 703





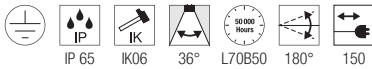
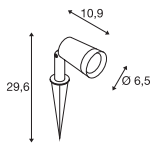
227505 099



1007147 099



SYNA PLANT  
SP



220-240V ~50/60Hz | 250mA  
Total wattage: 6W  
Material: aluminium

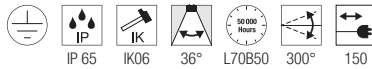
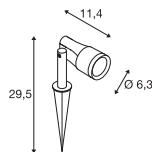
- IP44 safety plug



Down 540lm | 3000K

Options	Prod. no.	GBP
● black	1007146 ●	56.00

SYNA GARDEN  
SP



220-240V ~50/60Hz | 250mA  
Total wattage: 6W  
Material: aluminium

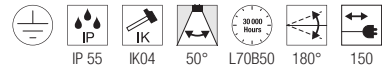
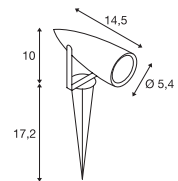
- IP44 safety plug



Down 540lm | 3000K

Options	Prod. no.	GBP
● black	1007147 ●	60.00

SYNA  
SP



220-240V ~50/60Hz  
Total wattage: 9W  
Material: aluminium/acrylic

- IP44 safety plug



Down 470lm | 3000K

Options	Prod. no.	GBP
● anthracite	227505	69.00



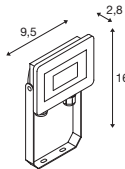


1006193 101





### FLOODI S SP



220-240V ~50/60Hz  
Total wattage: 9.3W  
Material: aluminium



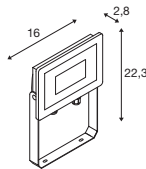
Down 1040lm | 3000K

Options	Prod. no.	GBP
● anthracite	1006191	26.00



Product	Prod. no.	GBP
Sensor		
● black	1006326	25.00

### FLOODI M SP



220-240V ~50/60Hz  
Total wattage: 30W  
Material: aluminium



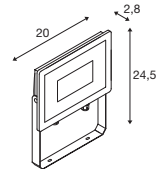
Down 2980lm | 3000K

Options	Prod. no.	GBP
● anthracite	1006192	39.00



Product	Prod. no.	GBP
Sensor		
● black	1006326	25.00

### FLOODI L SP



220-240V ~50/60Hz  
Total wattage: 48W  
Material: aluminium



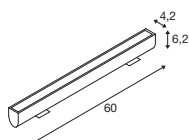
Down 5150lm | 3000K

Options	Prod. no.	GBP
● anthracite	1006193	52.00



Product	Prod. no.	GBP
Sensor		
● black	1006326	25.00

## GALEN 60 SP



220-240V ~50/60Hz | 450mA  
Total wattage: 18W  
Material: aluminium/glass



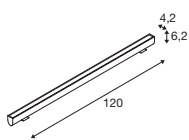
Down 1570lm | 3000K | 1570lm | 4000K

Options	Prod. no.	GBP
● anthracite	1003447	197.00



Product	Prod. no.	GBP
5m connection cable with open cable end		
● black	231960	25.00
Connection cable 1.0m		
● black	231961	17.00

## GALEN 120 SP



220-240V ~50/60Hz | 900mA  
Total wattage: 34W  
Material: aluminium/glass



Down 3000lm | 3000K | 3100lm | 4000K

Options	Prod. no.	GBP
● anthracite	1003448	291.00



Product	Prod. no.	GBP
5m connection cable with open cable end		
● black	231960	25.00
Connection cable 1.0m		
● black	231961	17.00

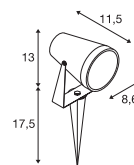
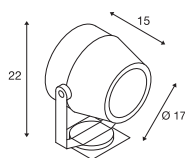







FLAC BEAM®  
SP

SAMRINA  
SP, single, GU10



220-240V ~50/60Hz  
Total wattage: 27W  
Material: aluminium/glass

220-240V ~50/60Hz  
Material: plastic/glass

- IP44 safety plug

- Contains recycled material
- IP44 safety plug

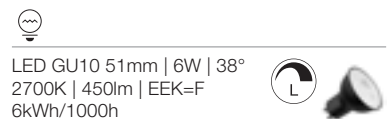


Down 1600lm | 3000K

Base: GU10 Max. diameter: 6 cm | L: 6 cm

Options	Prod. no.	GBP
● grey	231072	422.00

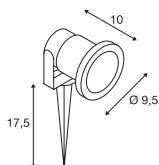
Options	Prod. no.	GBP
● black	1004757	40.00



Prod. no.: 1005077 | 7.00 GBP



NAUTILUS 10  
SP, Round, QPAR51



220-240V ~50/60Hz  
Material: aluminium

- IP44 safety plug



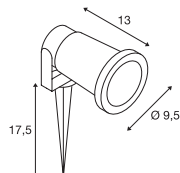
Base: 1xGU10 max. L: 5.7 cm

Options	Prod. no.	GBP
● grey	227418	24.00

LED GU10 51mm | 6W | 38°  
 2700K | 450lm | EEK=F  
 6kWh/1000h

Prod. no.: 1005077 | 7.00 GBP

BIG NAUTILUS  
SP, Round, QPAR51



220-240V ~50/60Hz  
Material: aluminium

- IP44 safety plug




Base: GU10 Max. diameter: 5.1 cm | L: 8.3 cm


Options	Prod. no.	GBP
● black	227410	26.00
● rust	1001964	26.00
● green	1001965	26.00

LED GU10 51mm | 6W | 38°  
 2700K | 450lm | EEK=F  
 6kWh/1000h

Prod. no.: 1005077 | 7.00 GBP



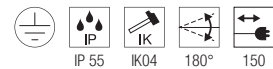
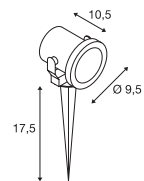
227418 104







NAUTILUS 10  
SP, Round, QPAR51



220-240V ~50/60Hz  
Material: stainless steel 316

- IP44 safety plug



Base: 1xGU10    Max. diameter: 5.1 cm    L: 5.7 cm


Options	Prod. no.	GBP
● Stainless steel	229740	85.00



LED GU10 51mm | 6W | 38°  
2700K | 450lm | EEK=F  
6kWh/1000h



Prod. no.: 1005077 | 7.00 GBP



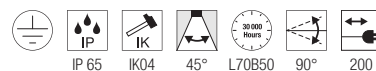
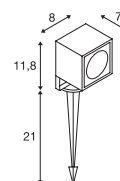
**1001964    104**





231035 106

## NAUTILUS 10 SP, square



100-277 V ~50/60 Hz | 700 mA  
Total wattage: 8.5W  
Material: aluminium/glass

- IP44 safety plug



1001962 107



CRI  
80

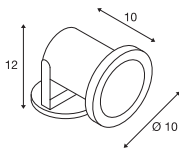
Down

660lm | 3000K

Options	Prod. no.	GBP
● anthracite	231035	125.00



## NAUTILUS SP, QR-C51



12V ~50Hz  
Material: stainless steel 304/glass

- Open cable end



Base: 1xGX5.3

Options	Prod. no.	GBP
● Stainless steel	229090	77.00

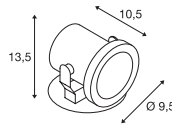


LED GU5.3 | 5.8W | 36°  
2700K | 450lm | EEK=G  
6kWh/1000h

Prod. no.: 1001574 | 31.00 GBP



## NAUTILUS 10 SPOT SP, QPAR51



220-240V ~50/60Hz  
Material: stainless steel 316

- Open cable end



Base: 1xGU10 Max. diameter: 5.1 cm | L: 6 cm

Options	Prod. no.	GBP
● Stainless steel	229741	85.00



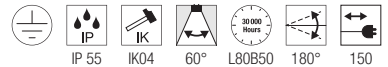
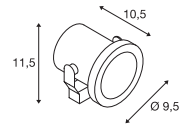
LED GU10 51mm | 6W | 38°  
2700K | 450lm | EEK=F  
6kWh/1000h

Prod. no.: 1005077 | 7.00 GBP



Product	Prod. no.	GBP
Connection box IP68, 3-pole		
● black	228730	20.00

## NAUTILUS 10 SPOT LED SP



220-240V ~50/60Hz  
Total wattage: 9W  
Material: stainless steel 316

- IP44 safety plug



Down 520lm | 3000K

Options	Prod. no.	GBP
● Stainless steel	1001962	98.00

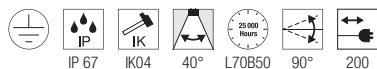
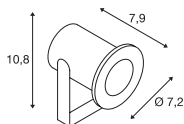
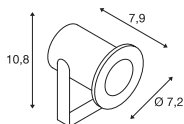


Product	Prod. no.	GBP
Plastic ground spike		
● black	900011	4.00
Mounting plate		
● Stainless steel	1001963	8.00



DASAR® PROJECTOR  
SP, 12/24V

DASAR® 920  
SP, 230V



12-24V DC  
Total wattage: 6.5W  
Material: stainless steel 316/glass

220-240V ~50/60Hz | 400mA  
Total wattage: 4.6W  
Material: stainless steel 316/glass

- Open cable end

- IP44 safety plug



Down 520lm | 3000K



Down 300lm | 3000K

Options	Prod. no.	GBP
● Stainless steel	233570	208.00


Options	Prod. no.	GBP
● Stainless steel	233571	260.00



Product	Prod. no.	GBP
Stainless steel 316 ground spike		
● Stainless steel	233580	17.00
Plastic ground spike		
● black	900011	4.00
LED power supply 15W   12V		
○ white	1005444	26.00
LED power supply 15 W   24V		
○ white	1005445	26.00
Stainless steel 316 mounting plate		
● Stainless steel	233582	23.00



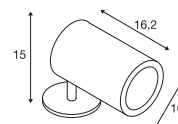
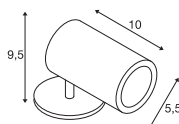
Product	Prod. no.	GBP
Stainless steel 316 ground spike		
● Stainless steel	233580	17.00
Plastic ground spike		
● black	900011	4.00
Stainless steel 316 mounting plate		
● Stainless steel	233582	23.00





### HELIA SPOT S SP, single

### HELIA SPOT L SP, single, PHASE



300



90°

300

220-240V ~50/60Hz | 500mA  
Total wattage: 6.5W  
Material: aluminium

220-240V ~50/60Hz | 700mA  
Total wattage: 15W  
Material: aluminium/glass

- IP44 safety plug

- IP44 safety plug



Down 440lm | 3000K



Down 1340lm | 3000K

Options	Prod. no.	GBP
● anthracite	1000735	151.00

Options	Prod. no.	GBP
● anthracite	228555	194.00



Product	Prod. no.	GBP
Ground spike		
● Stainless steel	1000736	19.00




Product	Prod. no.	GBP
Ground spike		
● Stainless steel	228560	23.59





1004652 111

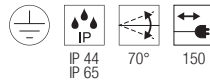
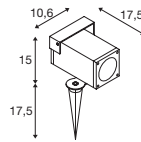


1002201 111





## THEO BRACKET SP



220-240V ~50/60Hz  
Material: aluminium/glass

- IP44 safety plug



Base: 1xGU10 Max. diameter: 5.1 cm | L: 5.7 cm

Options	Prod. no.	GBP
● anthracite	1004652	57.00

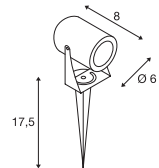


LED GU10 51mm | 6W | 38°  
2700K | 450lm | EEK=F  
6kWh/1000h

Prod. no.: 1005077 | 7.00 GBP



## LED SPIKE SP



100-240V ~50/60Hz | 240mA  
Total wattage: 6W  
Material: aluminium/glass

- IP44 safety plug



Down 400lm | 3000K

Options	Prod. no.	GBP
● anthracite	1002201	61.00
● rust	1002203	61.00

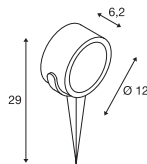




231535 113



SITRA 360 SPIKE  
SP, single, TCR-TSE



220-240V ~50/60Hz  
Material: aluminium/glass

- IP44 safety plug

**SOCKET INSIDE** <9 W

Base: 1xG53 Max. diameter: 7.5 cm L: 3.5 cm

Options	Prod. no.	GBP
● anthracite	231525	55.00

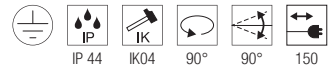
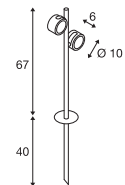


LED GX53 | 6.1W | 120°  
3000K | 490lm | EEK=G  
6kWh/1000h



Prod. no.: 1005271 | 10.00 GBP

SITRA 360 SPIKE  
SP, double, TCR-TSE



220-240V ~50/60Hz  
Material: aluminium/glass

- IP44 safety plug

**SOCKET INSIDE** <9 W

Base: 2xG53 Max. diameter: 7.5 cm L: 3.5 cm

Options	Prod. no.	GBP
● anthracite	231535	164.00



LED GX53 | 6.1W | 120°  
3000K | 490lm | EEK=G  
6kWh/1000h



Prod. no.: 1005271 | 10.00 GBP





234515

145



NEW

**SCKET**

PHOTONI | 709



NEW

**LED**

LID II | 711



NEW

**LED**

LID II | 711



NEW

**LED**

LID I | 713



NEW

**LED**

LID I | 713



NEW

**LED**

I-RING | 714



NEW

**LED**

OVAL 14 | 715



NEW

**LED**

OVAL 18 | 715



NEW

**LED**

CONCRETO M | 717



NEW

**LED**

CONCRETO L | 717



**LED**

VANO WING | 719



**LED**

VANO WING | 719



**LED**

MANA BASE | 720



NEW

RUSTY® MANA | 720



NEW

RUSTY® MANA | 720



**LED**

MANA OUT | 721



NEW

**LED**

MANA OUT | 721



NEW

**LED**

ENOLA OCULUS | 723



NEW

**LED**

ENOLA OCULUS | 723



**LED**

ENOLA OCULUS S | 725



**LED**

ENOLA OCULUS M | 725



**LED**

ENOLA ROUND L | 725



**LED**

ENOLA ROUND S UP/DOWN | 727



**LED**

ENOLA ROUND M UP/DOWN | 727



**LED**

ENOLA ROUND L UP/DOWN | 727



**LED**

ENOLA SQUARE S | 729



**LED**

ENOLA SQUARE M | 729



**LED**

ENOLA SQUARE L | 729



**LED**

ENOLA SQUARE S UP/DOWN | 730



**LED**

ENOLA SQUARE M UP/DOWN | 730



**LED**

ENOLA SQUARE L UP/DOWN | 730



**SCKET**

THEO UP/DOWN | 735



**LED**

BIG THEO BEAM UP/ FLOOD DOWN | 735



**SCKET**

BIG THEO UP/DOWN | 735



**LED**

BIG THEO FLOOD UP/DOWN | 736



**SCKET**

THEO | 736



**SCKET**

BIG THEO | 737



**LED**

BIG THEO | 737



**LED**

SITRA S | 739



**LED**

SITRA S | 739



**LED**

SITRA M | 741



**LED**

SITRA L | 741



NEW



**SCKET**  
SITRA CUBE | 741



**SCKET**  
GRAFIT | 742



**SCKET**  
GRAFIT | 742



**SCKET**  
GRAFIT | 743



**SCKET**  
GRAFIT | 743



**LED**  
QUADRULO | 744



**SCKET**  
QUADRULO  
SENSOR | 745



**SCKET**  
QUADRULO | 745



**SCKET**  
MERIDIAN | 746



**SCKET**  
MERIDIAN BOX | 746



**SCKET**  
MERIDIAN BOX  
SENSOR | 747



**SCKET**  
MERIDIAN BOX | 747



**LED**  
ESKINA FRAME | 749



**LED**  
ESKINA FRAME | 749



**LED**  
ESKINA FRAME | 749



**LED**  
BOOKAT | 751



**LED**  
BIG QUAD | 752



**LED**  
QUAD | 752



**LED**  
QUAD  
UP/DOWN 15 | 753



**LED**  
BIG QUAD  
UP/DOWN | 755



**LED**  
BIG QUAD | 755



**LED**  
RUSTY®  
UP/DOWN | 756



**LED**  
RUSTY®  
UP/DOWN | 756



**LED**  
OVALISK  
SENSOR | 757



**LED**  
OVALISK | 757



**LED**  
PEMA® | 758



**LED**  
PEMA® | 759



**LED**  
PEMA® | 759



**SCKET**  
PEMA® | 759



**LED**  
FLATT SENSOR | 760



**LED**  
FLATT | 760



**SCKET**  
ASTINA | 761



**SCKET**  
ASTINA STEEL | 761



**LED**  
ANGOLUX  
SENSOR | 762



**LED**  
ANGOLUX | 762



**LED**  
VILUA S | 763



**LED**  
VILUA L | 763



**LED**  
VILUA | 763



**SCKET**  
MYRA  
UP/DOWN | 764



**LED**  
SITRA  
UP/DOWN | 765



**SCKET**  
SITRA  
UP/DOWN | 765



**SCKET**  
ROX | 767



**SCKET**  
ROX UP/DOWN | 767



**LED**  
DELWA | 767



**LED**  
SLOTS | 768



**SCKET**  
WALLYX | 768



**LED**  
DOWNUNDER  
OUT | 769



**LED**  
DOWNUNDER  
OUT | 769



**LED**  
ABRIDOR  
SENSOR | 770



**LED**  
ABRIDOR | 770



**LED**  
ORDI SENSOR | 771



**LED**  
ORDI | 771



**SCKET**  
BOX-L | 773



**LED**  
BOX-L | 773



**SCKET**  
BOX UP/DOWN | 773



**LED**  
LOGS | 775



**LED**  
OUT-BEAM UP /  
FLOOD DOWN | 775



**LED**  
L-LINE OUT | 775



**SCKET**  
PHOTONIA | 777



**SCKET**  
MOLAT | 777



**SCKET**  
GLOO PURE | 777



**SCKET**  
F-POL | 778



**SCKET**  
SQUARE | 779



**SCKET**  
KERAS ELT | 779



**SCKET**  
SITRA | 779



**LED**  
RASCALI | 780



**LED**  
IPERI | 780



**SCKET**  
QUADRASYL | 781



**SCKET**  
SQUARE TURN | 781



**LED**  
TODAY PRO | 783



**LED**  
ESKINA D | 783



**SCKET**  
MYRA DISPLAY | 783



**LED**  
LED SPOT | 785



**SCKET**  
NAUTILUS | 785



**SCKET**  
MYRA | 785



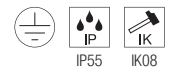
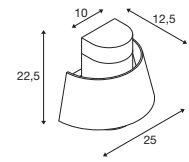
1007585 119





PHOTONI  
WL, E27

NEW



220-240V ~50/60Hz  
Material: aluminium

- sea-air-resistant

**SOCKET** **INSIDE** 13 W

Base: 1xE27 Max. diameter: 6 cm L: 11.6 cm

Options	Prod. no.	GBP
● black	1007585	85.00
● rust	1007581	85.00



LED E27 | 8W | 240°  
3000K | 880lm | EEK=E  
8kWh/1000h



Prod. no.: 1005289 | 9.00 GBP

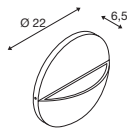




1007281 121



LID II  
WL



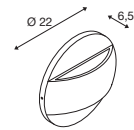
220-240V ~50/60Hz | 350mA  
Total wattage: 15W  
Material: aluminium



Down 800lm | 2700K | 800lm | 3000K

Options	Prod. no.	GBP
● anthracite	1007282	● 94.00

LID II  
WL, up/down



220-240V ~50/60Hz | 700mA  
Total wattage: 28W  
Material: aluminium



Up 750lm | 2700K | 750lm | 3000K  
Down 750lm | 2700K | 750lm | 3000K

Options	Prod. no.	GBP
● anthracite	1007281	● 111.00

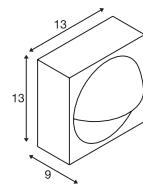


1007667 123





LID I  
WL, single



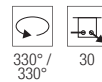
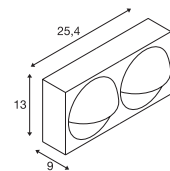
220-240V ~50/60Hz | 350mA  
Total wattage: 15W  
Material: aluminium



Down 900lm | 2700K | 1050lm | 3000K

Options	Prod. no.	GBP
● anthracite	1007667	● 124.00

LID I  
WL, double



220-240V ~50/60Hz | 700mA  
Total wattage: 29W  
Material: aluminium



Spot 1 850lm | 2700K | 1000lm | 3000K  
Spot 2 850lm | 2700K | 1000lm | 3000K

Options	Prod. no.	GBP
● anthracite	1007668	● 197.00

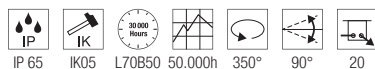
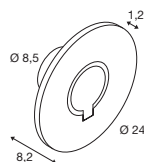




1007236 124

## I-RING WL

NEW



100-240V ~50/60Hz | 350mA  
Total wattage: 9.2W  
Material: aluminium



Down

670lm | 3000K

Options	Prod. no.	GBP
● anthracite	1007236	● 141.00



**OVAL 14**  
WL, up/down

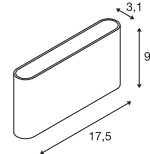
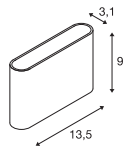
**OVAL 18**  
WL, up/down

1007142 125

NEW



NEW



220-240V ~50/60Hz | 145mA  
Total wattage: 5.7W  
Material: aluminium/polycarbonate (PC)

220-240V ~50/60Hz | 275mA  
Total wattage: 9.3W  
Material: aluminium/polycarbonate (PC)



Up	280lm	2700K	280lm	3000K
Down	280lm	2700K	280lm	3000K

Up	430lm	2700K	430lm	3000K
Down	430lm	2700K	430lm	3000K

Options	Prod. no.	GBP
● black	1007142	63.00
○ white	1007143	63.00

Options	Prod. no.	GBP
● black	1007144	75.00
○ white	1007145	75.00



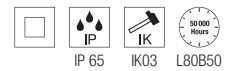
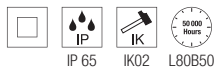
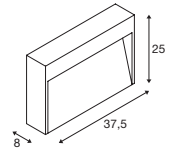
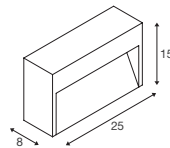
1006405 127





## CONCRETO M WL

## CONCRETO L WL



220-240V ~50/60Hz | 700mA  
Total wattage: 8.5W  
Material: concrete/aluminium

220-240V ~50/60Hz | 700mA  
Total wattage: 12W  
Material: concrete/aluminium



Down 270lm | 3000K

Down 470lm | 3000K

Options	Prod. no.	GBP
● grey	1006404	● 172.00

Options	Prod. no.	GBP
● grey	1006405	● 224.00

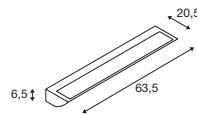


JAS DOMINICAS

ONASTERIO  
A CATALINA DE SIENA



### VANO WING SP, DALI



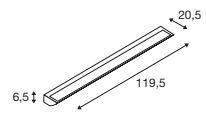
220-240V ~50/60Hz | 500mA  
Total wattage: 25W  
Material: aluminium/glass



Down 1400lm | 3000K

Options	Prod. no.	GBP
● grey	1006268	368.00

### VANO WING SP, DALI



220-240V ~50/60Hz | 1050mA  
Total wattage: 49W  
Material: aluminium/glass

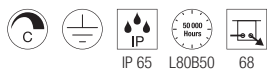
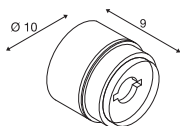


Down 3140lm | 3000K

Options	Prod. no.	GBP
● grey	1006270	454.00



MANA BASE  
WL, round, PHASE



220-240V ~50/60Hz | 350mA  
Total wattage: 15W  
Material: aluminium/polycarbonate (PC)



Down 800lm | 2700K | 820lm | 3000K

Options	Prod. no.	GBP
● anthracite	1006319	163.00

RUSTY® MANA  
shade, square



L: 28 cm W: 28 cm H: 1.5 cm  
Material: FeCSi steel


Options	Prod. no.	GBP
● rust	1006317	51.00

RUSTY® MANA  
shade, round



H: 1.5 cm Diameter: 28 cm  
Material: FeCSi steel

Options	Prod. no.	GBP
● rust	1006318	51.00

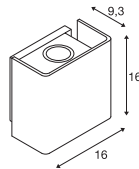




1002902 131



### MANA OUT WL, PHASE



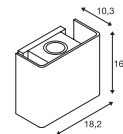
220-240V ~50/60Hz | 500mA  
Total wattage: 11W  
Material: aluminium/aluminium



Up 325lm | 3000K  
Down 325lm | 3000K

Options	Prod. no.	GBP
● anthracite	1002900	205.00
● rust	1002902	205.00

### MANA OUT WL, Set



220-240V ~50/60Hz | 500mA  
Total wattage: 11W  
Material: aluminium/concrete



Up 325lm | 3000K  
Down 325lm | 3000K

Options	Prod. no.	GBP
● grey	1003470	234.00



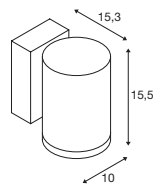
1006328 133







### ENOLA OCULUS WL, single



220-240V ~50/60Hz | 500mA  
Total wattage: 11W  
Material: aluminium/glass



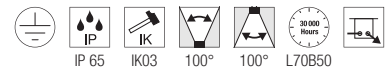
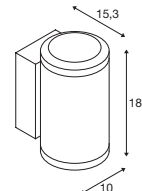
Down	1000lm   3000K	1100lm   4000K
------	----------------	----------------

Options	Prod. no.	GBP
● anthracite	1006328	● 235.00



Product	Prod. no.	GBP
Spacer		
● anthracite	1002853	7.00

### ENOLA OCULUS WL, up/down



220-240V ~50/60Hz | 500mA  
Total wattage: 20W  
Material: aluminium/glass




Up	940lm   3000K	1060lm   4000K
Down	940lm   3000K	1060lm   4000K

Options	Prod. no.	GBP
● anthracite	1006329	● 296.00



Product	Prod. no.	GBP
Spacer		
● anthracite	1002853	7.00



1006329 133

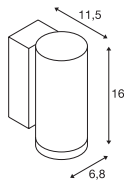


1003440 135





### ENOLA ROUND S WL, single



100-240V ~50/60Hz | 500mA  
Total wattage: 6W  
Material: aluminium/glass



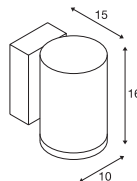
Down 450lm | 3000K | 500lm | 4000K

Options	Prod. no.	GBP
● anthracite	1003422	172.00



Product	Prod. no.	GBP
Spacer		
● anthracite	1002853	7.00
Reflector 60°		
● chrome	1005262	15.00

### ENOLA ROUND M WL, single



220-240V ~50/60Hz | 500mA  
Total wattage: 11W  
Material: aluminium/glass



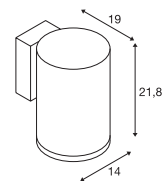
Down 860lm | 3000K | 980lm | 4000K

Options	Prod. no.	GBP
● anthracite	1003423	211.00



Product	Prod. no.	GBP
Spacer		
● anthracite	1002853	7.00
Lens 19°		
● black/chrome	1005205	36.00
Asymmetrical lens		
● black/chrome	1005206	36.00
Reflector 60°		
● chrome	1005207	22.00

### ENOLA ROUND L WL, single



220-240V ~50/60Hz | 900mA  
Total wattage: 36W  
Material: aluminium/glass



Down 3300lm | 3000K | 3700lm | 4000K

Options	Prod. no.	GBP
● anthracite	1003440	295.00



Product	Prod. no.	GBP
Spacer		
● anthracite	1002853	7.00
Reflector 60°		
● chrome	1005263	19.00

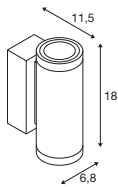




1003441 137



### ENOLA ROUND S UP/DOWN WL



220-240V ~50/60Hz | 350mA  
 Total wattage: 7.8W  
 Material: aluminium/glass



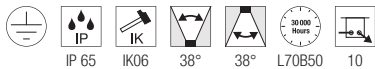
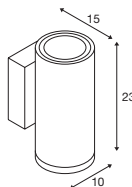
Up	310lm	3000K	350lm	4000K
Down	310lm	3000K	350lm	4000K

Options	Prod. no.	GBP
● anthracite	1003424	211.00



Product	Prod. no.	GBP
Spacer		
● anthracite	1002853	7.00
Reflector 60°		
● chrome	1005262	15.00

### ENOLA ROUND M UP/DOWN WL



220-240V ~50/60Hz | 500mA  
 Total wattage: 20W  
 Material: aluminium/glass



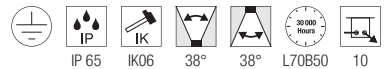
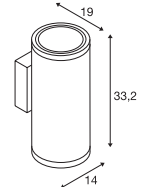
Up	830lm	3000K	950lm	4000K
Down	830lm	3000K	950lm	4000K

Options	Prod. no.	GBP
● anthracite	1003425	258.00



Product	Prod. no.	GBP
Spacer		
● anthracite	1002853	7.00
Lens 19°		
● black/chrome	1005205	36.00
Asymmetrical lens		
● black/chrome	1005206	36.00
Reflector 60°		
● chrome	1005207	22.00

### ENOLA ROUND L UP/DOWN WL



220-240V ~50/60Hz | 700mA  
 Total wattage: 55W  
 Material: aluminium/glass



Up	2700lm	3000K	3000lm	4000K
Down	2700lm	3000K	3000lm	4000K

Options	Prod. no.	GBP
● anthracite	1003441	404.00




Product	Prod. no.	GBP
Spacer		
● anthracite	1002853	7.00
Reflector 60°		
● chrome	1005263	19.00





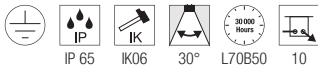
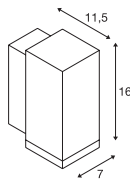
1003416 139



1003417 139



### ENOLA SQUARE S WL, single



100-240V ~50/60Hz | 500mA  
Total wattage: 6W  
Material: aluminium/glass



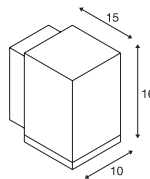
Down 450lm | 3000K | 500lm | 4000K

Options	Prod. no.	GBP
● anthracite	1003416	172.00



Product	Prod. no.	GBP
Spacer		
● anthracite	1002853	7.00
Reflector 60°		
● chrome	1005262	15.00

### ENOLA SQUARE M WL, single



220-240V ~50/60Hz | 500mA  
Total wattage: 11W  
Material: aluminium/glass



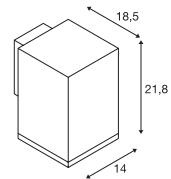
Down 860lm | 3000K | 980lm | 4000K

Options	Prod. no.	GBP
● anthracite	1003417	211.00



Product	Prod. no.	GBP
Spacer		
● anthracite	1002853	7.00
Lens 19°		
●● black/chrome	1005205	36.00
Asymmetrical lens		
●● black/chrome	1005206	36.00
Reflector 60°		
● chrome	1005207	22.00

### ENOLA SQUARE L WL, single



220-240V ~50/60Hz | 900mA  
Total wattage: 36W  
Material: aluminium/glass



Down 3300lm | 3000K | 3700lm | 4000K

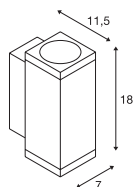
Options	Prod. no.	GBP
● anthracite	1003437	295.00



Product	Prod. no.	GBP
Spacer		
● anthracite	1002853	7.00
Reflector 60°		
● chrome	1005263	19.00



## ENOLA SQUARE S UP/DOWN WL



220-240V ~50/60Hz | 350mA  
Total wattage: 7.8W  
Material: aluminium/glass



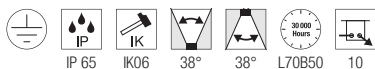
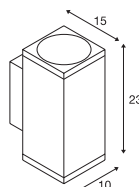
Up	310lm	3000K	350lm	4000K
Down	310lm	3000K	350lm	4000K

Options	Prod. no.	GBP
● anthracite	1003418	211.00



Product	Prod. no.	GBP
Spacer		
● anthracite	1002853	7.00
Reflector 60°		
● chrome	1005262	15.00

## ENOLA SQUARE M UP/DOWN WL



220-240V ~50/60Hz | 500mA  
Total wattage: 20W  
Material: aluminium/glass



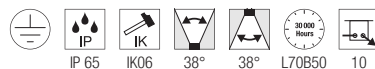
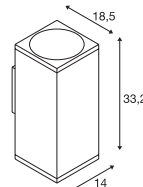
Up	830lm	3000K	950lm	4000K
Down	830lm	3000K	950lm	4000K

Options	Prod. no.	GBP
● anthracite	1003419	258.00



Product	Prod. no.	GBP
Spacer		
● anthracite	1002853	7.00
Lens 19°		
● black/chrome	1005205	36.00
Asymmetrical lens		
● black/chrome	1005206	36.00
Reflector 60°		
● chrome	1005207	22.00

## ENOLA SQUARE L UP/DOWN WL



220-240V ~50/60Hz | 700mA  
Total wattage: 55W  
Material: aluminium/glass



Up	2700lm	3000K	3000lm	4000K
Down	2700lm	3000K	3000lm	4000K

Options	Prod. no.	GBP
● anthracite	1003438	404.00



Product	Prod. no.	GBP
Spacer		
● anthracite	1002853	7.00
Reflector 60°		
● chrome	1005263	19.00



ENOLA S, M, L  
Reflector, 56°



S | H: 1.85 cm Diameter: 4.5 cm  
M | H: 4.00 cm Diameter: 7.5 cm  
L | H: 6.96 cm Diameter: 11 cm  
Material: polycarbonate (PC)



Options	Prod. no.	GBP
● chrome   S	1005262	15.00
● chrome   M	1005207	22.00
● chrome   L	1005263	19.00



ENOLA M  
Lens, 19°



H: 3.8 cm  
Diameter: 7.5 cm  
Material: steel/polycarbonate (PC)



Options	Prod. no.	GBP
● black/chrome	1005205	36.00



ENOLA M  
Asymmetrical lens



H: 3 cm  
Diameter: 7.5 cm  
Material: steel/polycarbonate (PC)



Options	Prod. no.	GBP
● black/chrome	1005206	36.00






# EASY TO INSTALL

---

1

## WALL MOUNTING.

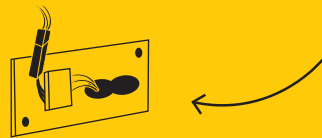
Screw the mounting plate into the wall with the fixing screw.



2

## SIMPLY PLUG TOGETHER.

Connect the power supply plug connection to the LED lights.



3

## SIMPLE AND SECURE ASSEMBLY.

Hook the light into the useful guiding groove on the mounting plate and screw the light body to the mounting plate.



DONE!

Because efficiency always pays off, SLV lights are easy, quick and safe to install. On account of the fixed mounting plates, detachable lamp heads, spring clamps, through wiring, cable entries and various other features, they offer crucial benefits: in that they save you time, effort, and expense.

## MOUNTABLE LAMP HEADS.

With our ENOLA® family, the lamp head can be separated from the mounting plate attached to the wall. This way, after mounting using the integrated nib and establishing the electrical connection using the plug connection, both hands remain free to securely screw on the lights.



## PRACTICAL SPRING CLAMPS.

The cube-shaped SITRA CUBE wall lights offer wonderful modern simplicity. This means they are also fast and simple to install: Simply directly connect the connection cable (no tools required) and connect the mounting plate coupling to the light connector – done!



## FEED-THROUGH WIRING.

Our QUADRULO wall and ceiling lights show how simply through-wiring functions in practice. Two cable entries in a figure of 8 configuration are provided in the light's baseplate. The spring clamp also has two connection options. This means that multiple lights can be quickly and simply installed simultaneously.







229532

145


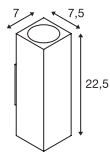


234515

145



THEO UP/DOWN  
WL, QPAR51



220-240V ~50/60Hz  
Material: aluminium/glass



Base: 2xGU10

Options	Prod. no.	GBP
● anthracite	229535	78.00
○ white	229531	78.00
● grey	229532	78.00

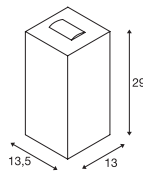


LED GU10 51mm | 6W | 38°  
2700K | 450lm | EEK=F  
6kWh/1000h



Prod. no.: 1005077 | 7.00 GBP

BIG THEO BEAM UP/  
FLOOD DOWN  
WL



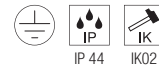
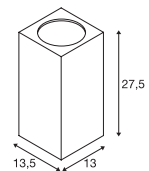
220-240V ~50/60Hz | 500mA  
Total wattage: 29W  
Material: aluminium/glass



Up 130lm | 3000K  
Down 2000lm | 3000K

Options	Prod. no.	GBP
● anthracite	234515	240.00

BIG THEO UP/DOWN  
WL, QPAR111



220-240V ~50/60Hz  
Material: aluminium/glass



Base: 2xGU10

Options	Prod. no.	GBP
● anthracite	229575	154.00
● grey	229574	154.00



QPAR111 | 12.5W | 10°  
3000K | 950lm | EEK=F  
13kWh/1000h

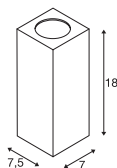
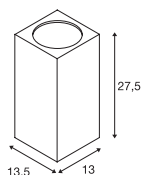


Prod. no.: 1005278 | 48.00 GBP



BIG THEO FLOOD UP/DOWN  
WL

THEO  
WL, QPAR51



220-240V ~50/60Hz | 1000mA  
Total wattage: 42W  
Material: aluminium/glass



Up 2000lm | 3000K  
Down 2000lm | 3000K

Options	Prod. no.	GBP
● anthracite	234505	270.00



220-240V ~50/60Hz  
Material: aluminium/glass



Base: 1xGU10

Options	Prod. no.	GBP
● anthracite	229525	65.00
● grey	229524	65.00



LED GU10 51mm | 6W | 38°  
2700K | 450lm | EEK=F  
6kWh/1000h



Prod. no.: 1005077 | 7.00 GBP



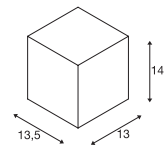
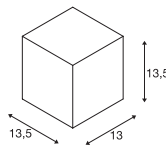
234505 146





**BIG THEO**  
WL, QPAR111

**BIG THEO**  
WL



220-240V ~50/60Hz  
Material: aluminium/glass



Base: 1xGU10

Options	Prod. no.	GBP
● anthracite	229565	97.00
● grey	229564	97.00



QPAR111 | 12.5W | 10°  
3000K | 950lm | EEK=F  
13kWh/1000h



Prod. no.: 1005278 | 48.00 GBP



100-277V ~50/60Hz | 500mA  
Total wattage: 21W  
Material: aluminium/glass



Down

2000lm | 3000K

Options	Prod. no.	GBP
● anthracite	234525	193.00

234525 147

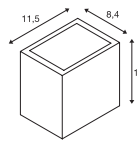


1002032 149





SITRA S  
WL, single, square



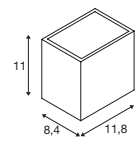
100-277V ~50/60Hz | 500mA  
Total wattage: 11W  
Material: aluminium



Up	550lm	3000K	635lm	4000K
Down	550lm	3000K	635lm	4000K

Options	Prod. no.	GBP
● anthracite	1002032	103.00
○ white	1002033	103.00
● rust	1002034	103.00

SITRA S  
WL, single, square




220-240V ~50/60Hz | 500mA  
Total wattage: 6.2W  
Material: aluminium/glass



Down	580lm	3000K	620lm	4000K
------	-------	-------	-------	-------

Options	Prod. no.	GBP
● anthracite	1005148	85.00
○ white	1005149	85.00
● rust	1005150	85.00

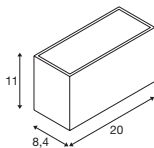








SITRA M  
WL, up/down, square



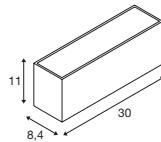
220-240V ~50/60Hz | 350mA  
Total wattage: 14W  
Material: aluminium



Up	850lm	3000K	940lm	4000K
Down	850lm	3000K	940lm	4000K

Options	Prod. no.	GBP
● anthracite 1700 / 1880lm	<b>1005151</b>	<b>125.00</b>
○ white 1700 / 1880lm	<b>1005153</b>	<b>125.00</b>
● rust 1600 / 1700lm	<b>1005154</b>	<b>125.00</b>

SITRA L  
WL, up/down, square



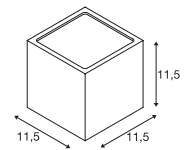
220-240V ~50/60Hz | 600mA  
Total wattage: 24W  
Material: aluminium



Up	1400lm	3000K	1530lm	4000K
Down	1400lm	3000K	1530lm	4000K

Options	Prod. no.	GBP
● anthracite	<b>1005155</b>	<b>158.00</b>
○ white	<b>1005156</b>	<b>158.00</b>
● rust	<b>1005157</b>	<b>158.00</b>

SITRA CUBE  
WL, TCR-TSE



220-240V ~50/60Hz  
Material: aluminium/glass



Base: 2xG53 Max. diameter: 7.5 cm L: 2.7 cm

Options	Prod. no.	GBP
● anthracite	<b>232535</b>	<b>67.00</b>
○ white	<b>232531</b>	<b>67.00</b>
● rust	<b>232537</b>	<b>67.00</b>

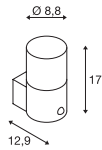


LED GX53 | 6.1W | 120°  
3000K | 490lm | EEK=G  
6kWh/1000h


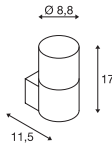


Prod. no.: 1005271 | 10.00 GBP

GRAFIT  
WL, round, sensor, E27



GRAFIT  
WL, round, E27



1006178 152



220-240V ~50/60Hz  
Material: aluminium/acrylic



220-240V ~50/60Hz  
Material: aluminium/acrylic



Base: 1xE27 Max. diameter: 6 cm L: 11.5 cm



Base: 1xE27 Max. diameter: 6 cm L: 11.5 cm

Options	Prod. no.	GBP
● anthracite	1006179	78.00

Options	Prod. no.	GBP
● anthracite	1006178	69.00



LED E27 | 8W | 240°  
3000K | 880lm | EEK=E  
8kWh/1000h



Prod. no.: 1005289 | 9.00 GBP



A60 | 7.5W | 320°  
2700K | 800lm | EEK=F  
8kWh/1000h



Prod. no.: 1005303 | 9.00 GBP


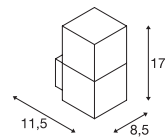
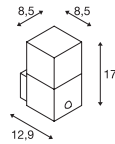




GRAFIT  
WL, square, sensor, E27



GRAFIT  
WL, square, E27



231205 153



IP 44

220-240V ~50/60Hz  
Material: aluminium/acrylic



SOCKET  
INSIDE

<11  
W

Base: 1xE27 Max. diameter: 6 cm L: 11.5 cm

Options	Prod. no.	GBP
● anthracite	1006183	78.00



A60 | 7.5W | 320°  
2700K | 800lm | EEK=F  
8kWh/1000h



Prod. no.: 1005303 | 9.00 GBP



IP 44

220-240V ~50/60Hz  
Material: aluminium/plastic



SOCKET  
INSIDE

<11  
W

Base: 1xE27 Max. diameter: 6 cm L: 11.5 cm

Options	Prod. no.	GBP
● anthracite	231205	69.00



A60 | 7.5W | 320°  
2700K | 800lm | EEK=F  
8kWh/1000h


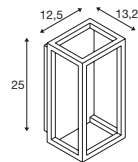


Prod. no.: 1005303 | 9.00 GBP

# QUADRULO WL



NEW



100-277V ~50/60Hz | 350mA  
Total wattage: 7.4W  
Material: aluminium/polyvinyl chloride (PVC)



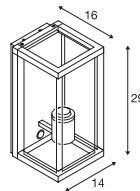
Down 270lm | 3000K  
280lm

Options	Prod. no.	GBP
● anthracite 270lm	1005201	143.00
● anthracite/wood 280lm	1007207	128.00



1002402 155

QUADRULO SENSOR  
WL, E27



220-240V ~50/60Hz  
Material: aluminium/glass

**SOCKET INSIDE** <15 W

Base: 1xE27 Max. diameter: 8 cm L: 18 cm

Options	Prod. no.	GBP
● anthracite	1002402	148.00

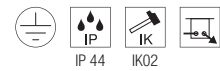
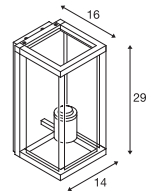


LED E27 | 7.5W | 320°  
2500K | 700lm | EEK=F  
8kWh/1000h



Prod. no.: 1005265 | 23.00 GBP

QUADRULO  
WL, E27



220-240V ~50/60Hz  
Material: aluminium/glass

**SOCKET INSIDE** <15 W

Base: 1xE27 Max. diameter: 8 cm L: 18 cm

Options	Prod. no.	GBP
● anthracite	1002403	128.00



LED E27 | 7.5W | 320°  
2500K | 700lm | EEK=F  
8kWh/1000h



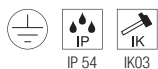
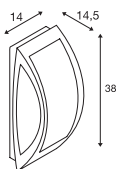
Prod. no.: 1005265 | 23.00 GBP



1002403 155



MERIDIAN  
WL, E27



220-240V ~50/60Hz  
Material: aluminium/polycarbonate (PC)



Base: 1xE27    Max. diameter: 7 cm    L: 17.5 cm

Options	Prod. no.	GBP
● anthracite	230445	68.00
● grey	230444	68.00

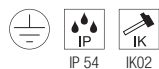
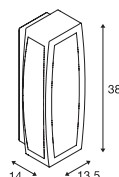


LED E27 | 8W | 240°  
3000K | 880lm | EEK=E  
8kWh/1000h



Prod. no.: 1005289 | 9.00 GBP

MERIDIAN BOX  
WL, E27



220-240V ~50/60Hz  
Material: aluminium/polycarbonate (PC)



Base: 1xE27    Max. diameter: 7 cm    L: 17.5 cm

Options	Prod. no.	GBP
● anthracite	230045	86.00
● grey	230044	86.00



| 13.5W | 240°  
4000K | 1600lm | EEK=E  
14kWh/1000h



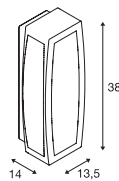
Prod. no.: 1005308 | 11.00 GBP





230445 156

MERIDIAN BOX SENSOR  
WL, E27



220-240V ~50/60Hz  
Material: aluminium/polycarbonate (PC)

- The ambient brightness and operating time can be adjusted.



Base: 1xE27 Max. diameter: 7 cm L: 17.5 cm

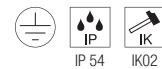
Options	Prod. no.	GBP
● anthracite	230085	143.00
● grey	230084	143.00



LED E27 | 8W | 240°  
3000K | 880lm | EEK=E  
8kWh/1000h



Prod. no.: 1005289 | 9.00 GBP



220-240V ~50/60Hz  
Material: aluminium/polycarbonate (PC)



Base: 1xE27 Max. diameter: 7 cm L: 17.5 cm

Options	Prod. no.	GBP
● anthracite	230655	97.00
● rust	230657	97.00



LED E27 | 7.5W | 320°  
2500K | 700lm | EEK=F  
8kWh/1000h



Prod. no.: 1005265 | 23.00 GBP




230655 157



1004748 159



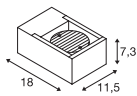
1006314 159







### ESKINA FRAME WL



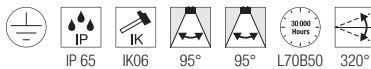
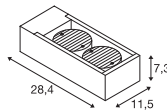
220-240V ~50/60Hz | 350mA  
Total wattage: 15W  
Material: aluminium



Down	1100lm   3000K	1200lm   4000K
------	----------------	----------------

Options	Prod. no.	GBP
● anthracite	1004747	191.00

### ESKINA FRAME WL, double



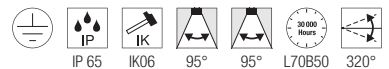
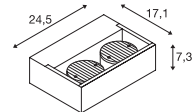
220-240V ~50/60Hz | 700mA  
Total wattage: 27W  
Material: aluminium



Spot 1	1100lm   3000K	1200lm   4000K
Spot 2	1100lm   3000K	1200lm   4000K

Options	Prod. no.	GBP
● anthracite	1004748	234.00

### ESKINA FRAME WL, double



220-240V ~50/60Hz | 700mA  
Total wattage: 27W  
Material: aluminium



Spot 1	1100lm   3000K	1200lm   4000K
Spot 2	1100lm   3000K	1200lm   4000K

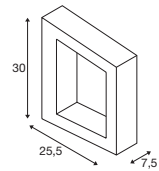
Options	Prod. no.	GBP
● anthracite	1006314	234.00

1005443 161





# BOOKAT WL



1005441 193



100-277 V ~50/60 Hz | 700 mA  
 Total wattage: 15W  
 Material: aluminium

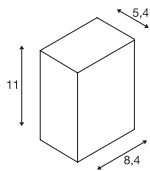


Down 920lm | 3000K | 990lm | 4000K

Options	Prod. no.	GBP
● anthracite	1005443	173.00



**BIG QUAD  
WL**



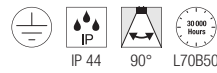
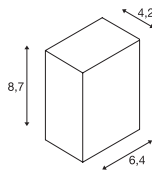
100-240V ~50/60Hz | 350mA  
Total wattage: 4.5W  
Material: aluminium/glass



Down 260lm | 3000K

Options	Prod. no.	GBP
● anthracite	232435	103.00

**QUAD  
WL**



200-240V ~50/60Hz | 700mA  
Total wattage: 4.6W  
Material: aluminium/glass



Down 80lm | 3000K  
100lm | 3000K

Options	Prod. no.	GBP
● anthracite		
80lm	232465	73.00
○ white		
100lm	232461	73.00

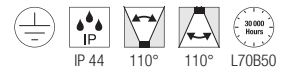
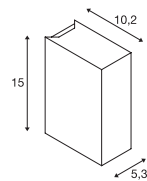




QUAD UP/DOWN 15  
WL



232435 162



100-277V ~50/60Hz | 350mA  
Total wattage: 8W  
Material: aluminium/glass



CRI 80


232445 163

LED INSIDE CRI 80

Up 260lm | 3000K  
Down 260lm | 3000K

Options	Prod. no.	GBP
● anthracite 520lm	232445	111.00
○ white 580lm	232441	111.00

1005126 165

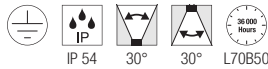
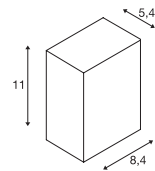
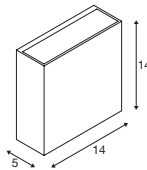






### BIG QUAD UP/DOWN WL

### BIG QUAD WL



220-240V ~50/60Hz | 500mA  
 Total wattage: 8.2W  
 Material: aluminium/glass

100-240V ~50/60Hz | 350mA  
 Total wattage: 4.5W  
 Material: aluminium/glass



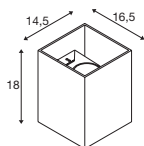
Up 320lm | 3000K  
 Down 320lm | 3000K

Down 290lm | 3000K

Options	Prod. no.	GBP
● anthracite	1005126	145.00
○ white	1005125	145.00

Options	Prod. no.	GBP
○ white	232431	103.00

RUSTY® UP/DOWN  
WL, square



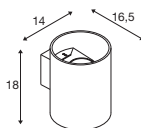
220-240V ~50/60Hz | 350mA  
Total wattage: 14W  
Material: FeCSi stainless steel/aluminium



Up	259lm	3000K	260lm	4000K
Down	285lm	3000K	288lm	4000K

Options	Prod. no.	GBP
● rust/anthracite	1004650	242.00

RUSTY® UP/DOWN  
WL, round




220-240V ~50/60Hz | 350mA  
Total wattage: 14W  
Material: FeCSi stainless steel/aluminium



Up	249lm	3000K	254lm	4000K
Down	267lm	3000K	271lm	4000K

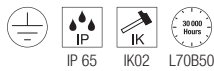
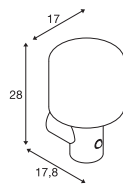
Options	Prod. no.	GBP
● rust/anthracite	1004651	242.00

1004650 166





### OVALISK SENSOR WL



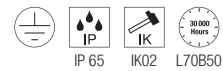
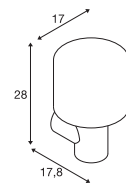
220-240V ~50/60Hz | 500mA  
Total wattage: 9.6W  
Material: aluminium/glass



Down 580lm | 3000K | 630lm | 4000K

Options	Prod. no.	GBP
● anthracite	1004679	248.00

### OVALISK WL



220-240V ~50/60Hz | 500mA  
Total wattage: 9.2W  
Material: aluminium/glass



Down 580lm | 3000K | 630lm | 4000K



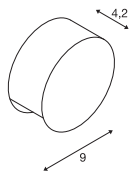
Options	Prod. no.	GBP
● anthracite	1004678	234.00



1004679 167



PEMA®  
WL



220-240V ~50/60Hz  
Total wattage: 3.8W  
Material: aluminium/polycarbonate (PC)

- Protection rating IP55 only when mounted with light emission downwards.



Down 170lm | 3000K

Options	Prod. no.	GBP
● anthracite	231015	102.00
○ white	231010	102.00
● grey	231012	102.00

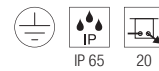
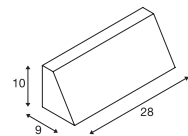
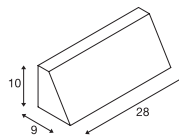
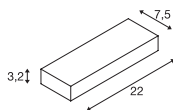




PEMA®  
WL

PEMA®  
WL

PEMA®  
WL, E27



220-240V ~50/60Hz  
Total wattage: 7.7W  
Material: aluminium/glass

100-277V ~50/60Hz | 350mA  
Total wattage: 14W  
Material: aluminium/glass

220-240V ~50/60Hz  
Material: aluminium/glass



Down 640lm | 3000K



Down 1340lm | 3000K | 1420lm | 4000K



Base: 1xE27 Max. diameter: 4.5 cm | L: 21 cm

Options	Prod. no.	GBP
● anthracite	1002069	113.00
○ white	1002070	113.00

Options	Prod. no.	GBP
● black	1003453	127.00
● grey	1003454	127.00

Options	Prod. no.	GBP
● black	230030	91.00
● grey	230034	91.00


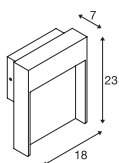


LED E27 | 8W | 240°  
3000K | 880lm | EEK=E  
8kWh/1000h



Prod. no.: 1005289 | 9.00 GBP

## FLATT SENSOR WL



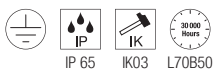
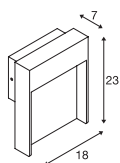
100-240V ~50/60Hz | 300mA  
Total wattage: 13W  
Material: aluminium/aluminium



Down 500lm | 3000K | 550lm | 4000K

Options	Prod. no.	GBP
● anthracite 500 / 530lm	<b>1002954</b>	<b>181.00</b>
●● anthracite/brown 500 / 550lm	<b>1002955</b>	<b>181.00</b>

## FLATT WL



100-240V ~50/60Hz | 300mA  
Total wattage: 13W  
Material: aluminium/aluminium



Down 500lm | 3000K | 530lm | 4000K

Options	Prod. no.	GBP
● anthracite 500 / 530lm	<b>1002952</b>	<b>147.00</b>
●● anthracite/brown 500 / 550lm	<b>1002953</b>	<b>147.00</b>



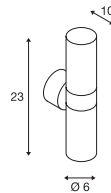




1002955 170

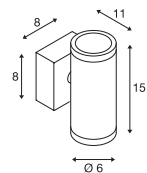


ASTINA  
WL, QPAR51




220-240V ~50/60Hz  
Material: aluminium/glass

ASTINA STEEL  
WL, QPAR51



220-240V ~50/60Hz  
Material: stainless steel 304

228775 171



Base: 2xGU10 max. L: 9 cm

Options	Prod. no.	GBP
● anthracite	228775	72.00
○ white	228771	72.00
● aluminium	228776	76.00



LED GU10 51mm | 6W | 38°  
2700K | 450lm | EEK=F  
6kWh/1000h

Prod. no.: 1005075 | 7.00 GBP



Base: 2xGU10 Max. diameter: 5.1 cm | L: 5.7 cm

Options	Prod. no.	GBP
● Stainless steel	233302	107.00

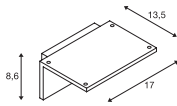


LED GU10 51mm | 6W | 38°  
2700K | 450lm | EEK=F  
6kWh/1000h

Prod. no.: 1005075 | 7.00 GBP



ANGOLUX SENSOR  
WL



100-240V ~50/60Hz | 240mA  
Total wattage: 9.8W  
Material: aluminium

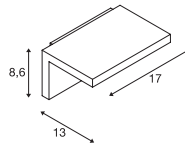
- Detection angle 120°, max. detection distance 9m, sensitivity setting
- IP44 protection rating only when mounted with light emission downwards.



Down 750lm | 3000K

Options	Prod. no.	GBP
● anthracite	1001969	156.00
○ white	1001970	156.00

ANGOLUX  
WL



220-240V ~50/60Hz | 80mA  
Total wattage: 6.8W  
Material: aluminium


- IP44 protection rating only when mounted with light emission downwards.




Down 550lm | 3000K

Options	Prod. no.	GBP
● anthracite	231355	139.00
○ white	231351	139.00


1001969 172



1002504 173

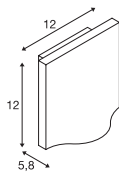


1002505 173





VILUA S  
WL



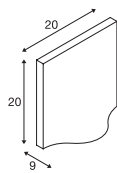
100-277 V ~50/60 Hz | 700 mA  
Total wattage: 9W  
Material: aluminium/glass



Down 405lm | 3000K

Options	Prod. no.	GBP
● anthracite	1002503	135.00

VILUA L  
WL



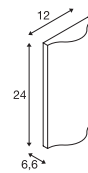
100-277V ~50/60Hz | 350mA  
Total wattage: 17W  
Material: aluminium/glass



Down 940lm | 3000K

Options	Prod. no.	GBP
● anthracite	1002504	177.00

VILUA  
UP/DOWN, WL



100-277 V ~50/60 Hz | 700 mA  
Total wattage: 16W  
Material: aluminium/glass


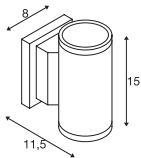


Up 400lm | 3000K  
Down 400lm | 3000K

Options	Prod. no.	GBP
● anthracite	1002505	177.00



MYRA UP/DOWN  
WL, QPAR51



220-240V ~50/60Hz  
Material: aluminium/glass



Base: 2xGU10 Max. diameter: 5.1 cm L: 5.7 cm

Options	Prod. no.	GBP
● anthracite	233115	85.00
● grey	233114	85.00



LED GU10 51mm | 6W | 38°  
2700K | 450lm | EEK=F  
6kWh/1000h



Prod. no.: 1005077 | 7.00 GBP



Product	Prod. no.	GBP
Surface-mounting frames		
● anthracite	233215	19.00
● grey	233214	19.00



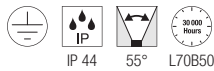
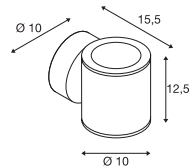
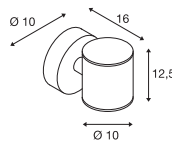
233114 174



SITRA UP/DOWN  
WL

SITRA UP/DOWN  
WL, TCR-TSE

230362 175



220-240V ~50/60Hz  
Total wattage: 18W  
Material: aluminium/glass

220-240V ~50/60Hz  
Material: aluminium/glass



Up	488lm	3000K
Down	488lm	3000K

Base: 2xG53      Max. diameter: 7.5 cm      L: 3.5 cm

Options	Prod. no.	GBP
● anthracite	1002018	130.00

Options	Prod. no.	GBP
● anthracite	230365	86.00



LED GX53 | 6.1W | 120°  
3000K | 490lm | EEK=G  
6kWh/1000h



Prod. no.: 1005271 | 10.00 GBP

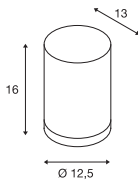


1000334 177





ROX  
WL, QPAR111



220-240V ~50/60Hz  
Material: aluminium/glass



Base: 1xGU10

Options	Prod. no.	GBP
● aluminium	1000333	130.00

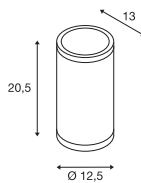


QPAR111 | 12.5W | 10°  
3000K | 950lm | EEK=F  
13kWh/1000h



Prod. no.: 1005278 | 48.00 GBP

ROX UP/DOWN  
WL, QPAR111



220-240V ~50/60Hz  
Material: aluminium/glass



Base: 2xGU10

Options	Prod. no.	GBP
● aluminium	1000334	164.00

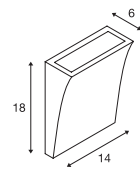


QPAR111 | 12.5W | 10°  
3000K | 950lm | EEK=F  
13kWh/1000h



Prod. no.: 1005278 | 48.00 GBP

DELWA  
WL



220-240V ~50/60Hz | 700mA  
Total wattage: 10W  
Material: aluminium/glass



Down

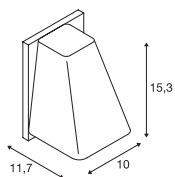
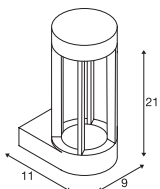
840lm | 3000K

Options	Prod. no.	GBP
● anthracite	1000342	182.00
○ white	1000340	182.00

SLOTS  
WL

WALLYX  
WL, QPAR51

227195 178



220-240V ~50/60Hz  
Total wattage: 4.5W  
Material: aluminium/glass

220-240V ~50/60Hz  
Material: aluminium/glass



Down 140lm | 3000K

Base: 1xGU10 max. L: 7.6 cm

Options	Prod. no.	GBP
● anthracite	231805	147.00
● rust	231807	147.00

Options	Prod. no.	GBP
● anthracite	227195	103.00




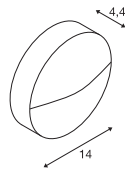
LED GU10 51mm | 6W | 38°  
2700K | 450lm | EEK=F  
6kWh/1000h



Prod. no.: 1005077 | 7.00 GBP



DOWNUNDER OUT  
WL, round



100-240V ~50/60Hz | 500mA  
Total wattage: 4.3W  
Material: aluminium

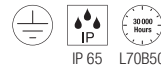
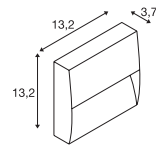


Down 150lm | 3000K | 160lm | 4000K

Options	Prod. no.	GBP
● anthracite	1002868	115.00

1002868 179

DOWNUNDER OUT  
WL, square



100-240V ~50/60Hz | 500mA  
Total wattage: 4.3W  
Material: aluminium

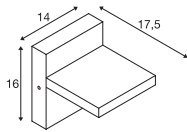


Down 150lm | 3000K | 160lm | 4000K

Options	Prod. no.	GBP
● anthracite	1002869	115.00



## ABRIDOR SENSOR WL



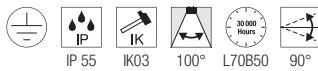
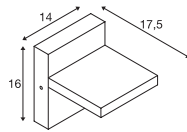
100-240V ~50/60Hz | 300mA  
 Total wattage: 12W  
 Material: aluminium



Down 950lm | 3000K | 980lm | 4000K

Options	Prod. no.	GBP
● anthracite	1002990	173.00

## ABRIDOR WL



100-240V ~50/60Hz | 300mA  
 Total wattage: 12W  
 Material: aluminium




Down 950lm | 3000K | 980lm | 4000K

Options	Prod. no.	GBP
● anthracite	1002989	156.00

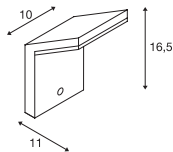
1002990 180





232905 181

ORDI SENSOR  
WL



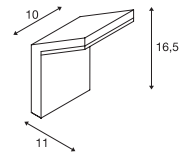
220-240V ~50/60Hz | 110mA  
Total wattage: 9W  
Material: aluminium



Down 740lm | 3000K

Options	Prod. no.	GBP
● anthracite	232915	130.00

ORDI  
WL



220-240V ~50/60Hz | 110mA  
Total wattage: 9W  
Material: aluminium



Down 740lm | 3000K

Options	Prod. no.	GBP
● anthracite	232905	113.00





232495 183



1002035 183

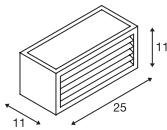


232485 183





**BOX-L**  
WL, E27



220-240V ~50/60Hz  
Material: aluminium/acrylic



Base: 1xE27    Max. diameter: 6 cm    L: 17.5 cm

Options	Prod. no.	GBP
● anthracite	232495	90.00
○ white	232491	90.00
● rust	232497	90.00

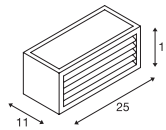


LED E27 | 8W | 240°  
3000K | 880lm | EEK=E  
8kWh/1000h



Prod. no.: 1005289 | 9.00 GBP

**BOX-L**  
WL



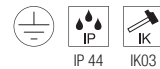
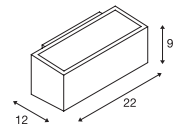
100-277V ~50/60Hz | 500mA  
Total wattage: 19 W  
Material: aluminium/acrylic



Down    600lm | 3000K

Options	Prod. no.	GBP
● anthracite	1002035	110.00

**BOX UP/DOWN**  
WL, QT-DE12



220-240V ~50/60Hz  
Material: aluminium



Base: 1xR7s 78mm

Options	Prod. no.	GBP
● anthracite	232485	86.00




LED R7s | 9W | 330°  
3000K | 1050lm | EEK=E  
9kWh/1000h



Prod. no.: 1005287 | 21.00 GBP



232101 185




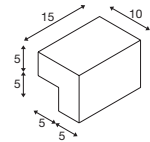
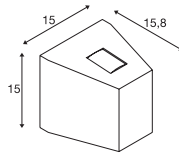
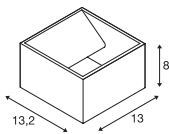
1003539 185



LOGS  
WL

OUT-BEAM UP /  
FLOOD DOWN  
WL

L-LINE OUT  
WL



220-240V ~50/60Hz | 500mA  
Total wattage: 9.5W  
Material: aluminium



220-240V ~50/60Hz | 500mA  
Total wattage: 18W  
Material: aluminium/glass



220-240V ~50/60Hz | 350mA  
Total wattage: 7W  
Material: aluminium/polycarbonate (PC)



Down 520lm | 3000K  
800lm



Up 50lm | 3000K  
Down 690lm | 3000K



Down 500lm | 3000K | 570lm | 4000K

Options	Prod. no.	GBP
● anthracite		
520lm	<b>232105</b>	<b>172.00</b>
○ white		
800lm	<b>232101</b>	<b>172.00</b>

Options	Prod. no.	GBP
● anthracite	<b>229665</b>	<b>236.00</b>
● grey	<b>229664</b>	<b>236.00</b>

Options	Prod. no.	GBP
● anthracite	<b>1003539</b>	<b>121.00</b>

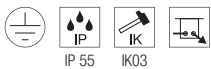
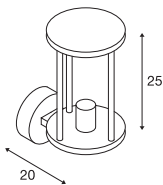


232045 187





PHOTONIA  
WL, E27



220-240V ~50/60Hz  
Material: aluminium/glass



Base: 1xE27    Max. diameter: 9 cm    L: 15 cm

Options	Prod. no.	GBP
● anthracite	232045	163.00



LED E27 | 7.5W | 320°  
2500K | 700lm | EEK=F  
8kWh/1000h

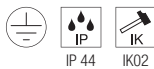
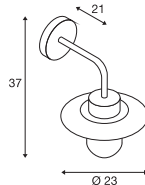


Prod. no.: 1005265 | 23.00 GBP



Product	Prod. no.	GBP
Spacer		
● anthracite	1002853	7.00

MOLAT  
WL, E27



220-240V ~50/60Hz  
Material: aluminium/glass



Base: 1xE27    Max. diameter: 6.5 cm    L: 14.5 cm

Options	Prod. no.	GBP
● anthracite	1000820	91.00

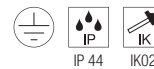
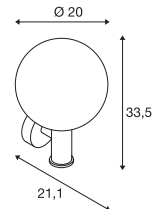


A60 | 7.5W | 320°  
2700K | 800lm | EEK=F  
8kWh/1000h



Prod. no.: 1005303 | 9.00 GBP

GLOO PURE  
WL, E27



220-240V ~50/60Hz  
Material: aluminium/glass



Base: 1xE27    Max. diameter: 4.8 cm    L: 18 cm

Options	Prod. no.	GBP
● anthracite	1002002	84.00



LED E27 | 8W | 240°  
4000K | 920lm | EEK=E  
8kWh/1000h

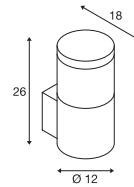


Prod. no.: 1005290 | 9.00 GBP

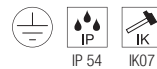


1000336 189

F-POL  
WL, E27



230355 189



220-240V ~50/60Hz  
Material: aluminium/polycarbonate (PC)

**SOCKET**  
**INSIDE** <20  
W

Base: 1xE27 Max. diameter: 5.1 cm L: 14 cm

Options	Prod. no.	GBP
● anthracite	231585	121.00



LED E27 | 8W | 240°  
4000K | 920lm | EEK=E  
8kWh/1000h


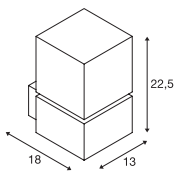


Prod. no.: 1005290 | 9.00 GBP





SQUARE  
WL, E27



220-240V ~50/60Hz  
Material: stainless steel 304



Base: 1xE27    Max. diameter: 7 cm    L: 13 cm

Options	Prod. no.	GBP
● Stainless steel	1000336	193.00


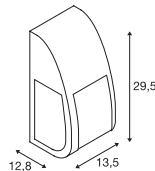


A60 | 7.5W | 320°  
2700K | 800lm | EEK=F  
8kWh/1000h



Prod. no.: 1005303 | 9.00 GBP

KERAS ELT  
WL, E27



220-240V ~50/60Hz  
Material: aluminium/polycarbonate (PC)



Base: 1xE27    Max. diameter: 7 cm    L: 17.5 cm

Options	Prod. no.	GBP
● anthracite	227176	139.00

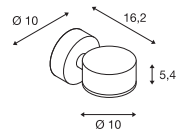


A60 | 7.5W | 320°  
2700K | 800lm | EEK=F  
8kWh/1000h



Prod. no.: 1005303 | 9.00 GBP

SITRA  
WL, TCR-TSE



220-240V ~50/60Hz  
Material: aluminium/glass



Base: 1xG53    Max. diameter: 7.5 cm    L: 3.5 cm

Options	Prod. no.	GBP
● anthracite	230355	61.00

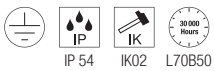
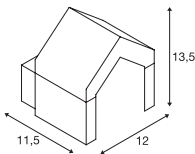


LED GX53 | 6.1W | 120°  
3000K | 490lm | EEK=G  
6kWh/1000h



Prod. no.: 1005271 | 10.00 GBP

RASCALI  
WL



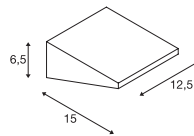
220-240V ~50/60Hz  
Total wattage: 8W  
Material: aluminium



Down 330lm | 3000K

Options	Prod. no.	GBP
● anthracite	1000797	115.00

IPERI  
WL



220-240V ~50/60Hz  
Total wattage: 4.5W  
Material: aluminium

- IP44 protection rating only when mounted with light emission downwards.



Down 400lm | 4000K

Options	Prod. no.	GBP
● black	231315	111.00

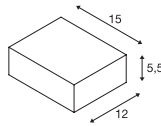
1000797 190





231315 191

QUADRASYL  
WL, TCR-TSE



220-240V ~50/60Hz  
Material: aluminium/glass



Base: 1xG53 Max. diameter: 7.5 cm L: 2.7 cm

Options	Prod. no.	GBP
● anthracite	232285	55.00

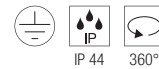
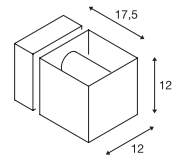


LED GX53 | 6.1W | 120°  
3000K | 490lm | EEK=G  
6kWh/1000h



Prod. no.: 1005271 | 10.00 GBP

SQUARE TURN  
WL, G9



220-240V ~50/60Hz  
Material: aluminium/glass



Base: 1xG69 Max. diameter: 3.5 cm L: 8 cm

Options	Prod. no.	GBP
● grey	1000335	181.00



LED G9 | 3.6W | 300°  
3000K | 400lm | EEK=E  
4kWh/1000h



Prod. no.: 1005286 | 9.00 GBP



1000335 191



1002905 193

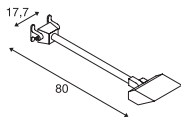


233134 193





### TODAY PRO Display



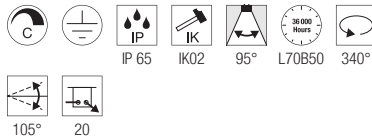
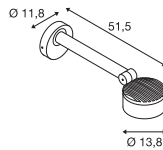
220-240V ~50/60Hz | 640mA  
Total wattage: 29W  
Material: aluminium



Down 2800lm | 4000K

Options	Prod. no.	GBP
● black	1000880	196.00
○ white	1000881	196.00

### ESKINA D Display, PHASE



220-240V ~50/60Hz | 350mA  
Total wattage: 14.5W  
Material: aluminium

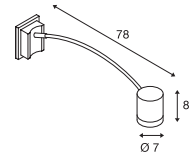
- CCT switch on light body



Down 1000lm | 3000K | 1000lm | 4000K

Options	Prod. no.	GBP
● anthracite	1002905	234.00

### MYRA DISPLAY WL, curved, QPAR51



220-240V ~50/60Hz  
Material: aluminium



Base: 1xGU10 Max. diameter: 5.1 cm | L: 5.7 cm

Options	Prod. no.	GBP
● anthracite	233135	154.00
● grey	233134	154.00



LED GU10 51mm | 6W | 38°  
2700K | 450lm | EEK=F  
6kWh/1000h




Prod. no.: 1005077 | 7.00 GBP




Product	Prod. no.	GBP
Surface-mounting frames		
● anthracite	233215	19.00
● grey	233214	19.00





1004649 195

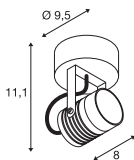


233104 195





LED SPOT  
SP



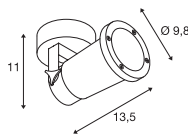
100-240V ~50/60Hz | 240mA  
Total wattage: 6W  
Material: aluminium/glass



Down 400lm | 3000K

Options	Prod. no.	GBP
● anthracite	1004649	62.00
● rust	1004957	62.00

NAUTILUS  
WL QPAR51



220-240V ~50/60Hz  
Material: aluminium



Base: 1xGU10 Max. diameter: 5.1 cm L: 8.3 cm

Options	Prod. no.	GBP
● black	1002867	43.00



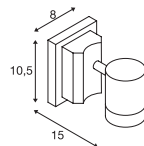
LED GU10 51mm | 6W | 38°  
2700K | 450lm | EEK=F  
6kWh/1000h

Prod. no.: 1005077 | 7.00 GBP



Product	Prod. no.	GBP
NAUTILUS   Mounting plate		
● black	1002884	5.00

MYRA  
CW, single, QPAR51



220-240V ~50/60Hz  
Material: aluminium/glass



Base: 1xGU10 Max. diameter: 5.1 cm L: 5.7 cm

Options	Prod. no.	GBP
● anthracite	233105	77.00
● grey	233104	77.00



LED GU10 51mm | 6W | 38°  
2700K | 450lm | EEK=F  
6kWh/1000h


Prod. no.: 1005077 | 7.00 GBP



Product	Prod. no.	GBP
Surface-mounting frames		
● anthracite	233215	19.00
● grey	233214	19.00

1003427 203





**SCKET**  
PHOTONI | 789



**LED**  
S-CUBE | 791



**LED**  
ESKINA FRAME | 791



**LED**  
ENOLA  
OCULUS | 792



**LED**  
ENOLA  
ROUND S | 793



**LED**  
ENOLA  
ROUND M | 793



**LED**  
ENOLA  
ROUND L | 793



**LED**  
ENOLA  
SQUARE S | 795



**LED**  
ENOLA  
SQUARE M | 795



**LED**  
ENOLA S  
QUARE L | 795



**LED**  
BIG THEO | 797



**SCKET**  
BIG THEO | 797



**LED**  
OVALISK | 797



**SCKET**  
PHOTONIA | 799



**SCKET**  
MOLAT | 799



**SCKET**  
SITRA | 801




**SCKET**  
ROX | 801



**SCKET**  
ROX | 801

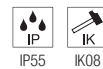
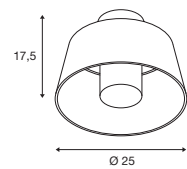


1007586 199





## PHOTONI CL, E27



220-240V ~50/60Hz  
Material: aluminium

- sea-air-resistant

**SOCKET**  
**INSIDE** 13  
W

Base: 1xE27 Max. diameter: 6 cm L: 11.6 cm

Options	Prod. no.	GBP
● black	1007586	● 85.00
● rust	1007582	● 85.00



LED E27 | 8W | 240°  
3000K | 880lm | EEK=E  
8kWh/1000h



Prod. no.: 1005289 | 9.00 GBP



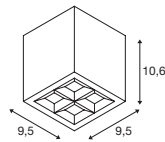
1007461 201







### S-CUBE CL



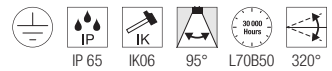
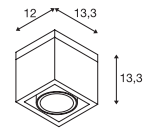
220-240V ~50/60Hz | 350mA  
Total wattage: 15W  
Material: aluminium



Down 1000lm | 2700K | 1200lm | 3000K

Options	Prod. no.	GBP
● anthracite	1007461	● 115.00

### ESKINA FRAME CL, single



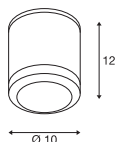
220-240V ~50/60Hz | 350mA  
Total wattage: 15W  
Material: aluminium/glass



Down 1100lm | 3000K | 1200lm | 4000K

Options	Prod. no.	GBP
● anthracite	1006316	157.00

# ENOLA OCULUS CL



220-240V ~50/60Hz | 500mA  
 Total wattage: 11W  
 Material: aluminium/glass



Down 1000lm | 3000K | 1100lm | 4000K

Options	Prod. no.	GBP
● anthracite	1006327	205.00



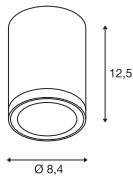
Product	Prod. no.	GBP
Spacer		
● anthracite	1003479	8.00



1006327 202



### ENOLA ROUND S CL



220-240V ~50/60Hz | 500mA  
Total wattage: 9W  
Material: aluminium/glass



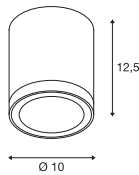
Down 540lm | 3000K | 610lm | 4000K

Options	Prod. no.	GBP
● anthracite	1003426	148.00



Product	Prod. no.	GBP
Spacer		
● anthracite	1003479	8.00
Reflector 60°		
● chrome	1005262	15.00

### ENOLA ROUND M CL



220-240V ~50/60Hz | 500mA  
Total wattage: 11W  
Material: aluminium/glass



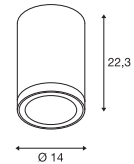
Down 840lm | 3000K | 960lm | 4000K

Options	Prod. no.	GBP
● anthracite	1003427	188.00



Product	Prod. no.	GBP
Spacer		
● anthracite	1003479	8.00
Lens 19°		
● black	1005205	36.00
Asymmetrical lens		
● black/chrome	1005206	36.00
Reflector 60°		
● chrome	1005207	22.00

### ENOLA ROUND L CL



220-240V ~50/60Hz | 900mA  
Total wattage: 36W  
Material: aluminium/glass



Down 3200lm | 3000K | 3500lm | 4000K

Options	Prod. no.	GBP
● anthracite	1003442	268.00



Product	Prod. no.	GBP
Spacer		
● anthracite	1003479	8.00
Reflector 60°		
● chrome	1005263	19.00

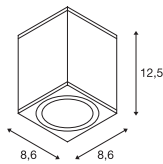


1003421 205





### ENOLA SQUARE S CL



220-240V ~50/60Hz | 500mA  
Total wattage: 9W  
Material: aluminium/glass



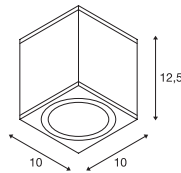
Down 540lm | 3000K | 610lm | 4000K

Options	Prod. no.	GBP
● anthracite	1003420	148.00



Product	Prod. no.	GBP
Spacer		
● anthracite	1003479	8.00
Reflector 60°		
● chrome	1005262	15.00

### ENOLA SQUARE M CL



220-240V ~50/60Hz | 500mA  
Total wattage: 11W  
Material: aluminium/glass



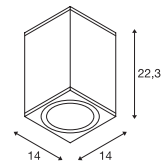
Down 840lm | 3000K | 960lm | 4000K

Options	Prod. no.	GBP
● anthracite	1003421	188.00



Product	Prod. no.	GBP
Spacer		
● anthracite	1003479	8.00
Lens 19°		
● black	1005205	36.00
Asymmetrical lens		
● black/chrome	1005206	36.00
Reflector 60°		
● chrome	1005207	22.00

### ENOLA SQUARE L CL



220-240V ~50/60Hz | 900mA  
Total wattage: 36W  
Material: aluminium/glass



Down 3200lm | 3000K | 3500lm | 4000K

Options	Prod. no.	GBP
● anthracite	1003439	268.00




Product	Prod. no.	GBP
Spacer		
● anthracite	1003479	8.00
Reflector 60°		
● chrome	1005263	19.00





234535    207

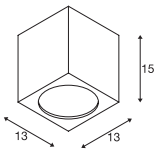


1004677    207





## BIG THEO CL



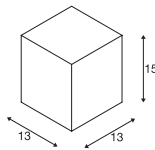
100-277V ~50/60Hz | 500mA  
Total wattage: 21W  
Material: aluminium/glass



Down 2000lm | 3000K

Options	Prod. no.	GBP
● anthracite	234535	180.00

## BIG THEO CL, QPAR111



220-240V ~50/60Hz  
Material: aluminium/glass



Base: 1xGU10

Options	Prod. no.	GBP
● anthracite	229555	107.00
○ white	229551	107.00
● grey	229554	107.00

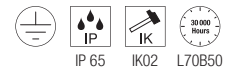
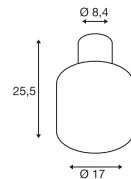


QPAR111 | 12.5W | 10°  
3000K | 950lm | EEK=F  
13kWh/1000h

Prod. no.: 1005278 | 48.00 GBP



## OVALISK CL




220-240V ~50/60Hz | 350mA  
Total wattage: 7.9W  
Material: aluminium/glass



Down 540lm | 3000K | 570lm | 4000K

Options	Prod. no.	GBP
● anthracite	1004677	234.00

232055 209

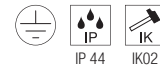
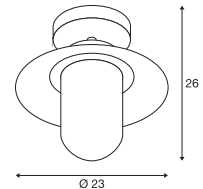
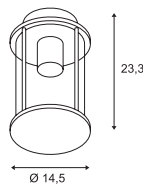




PHOTONIA  
CL, E27

MOLAT  
CL, E27

1000823 209



220-240V ~50/60Hz  
Material: aluminium/glass

220-240V ~50/60Hz  
Material: aluminium/glass



Base: 1xE27      Max. diameter: 9 cm      L: 15 cm

Base: 1xE27      Max. diameter: 6.5 cm      L: 14.5 cm

Options	Prod. no.	GBP
● anthracite	232055	177.00

Options	Prod. no.	GBP
● anthracite	1000823	114.00



LED E27 | 7.5W | 320°  
2500K | 700lm | EEK=F  
8kWh/1000h



Prod. no.: 1005265 | 23.00 GBP



LED E27 | 7.5W | 320°  
2500K | 700lm | EEK=F  
8kWh/1000h




Prod. no.: 1005265 | 23.00 GBP



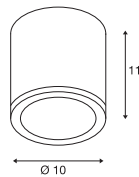
Product	Prod. no.	GBP
Spacer		
● anthracite	1002853	7.00







SITRA  
CL, TCR-TSE



220-240V ~50/60Hz  
Material: aluminium/glass



Base: 1xG53 Max. diameter: 7.5 cm | L: 3.5 cm

Options	Prod. no.	GBP
● anthracite	231545	78.00
○ white	231541	78.00

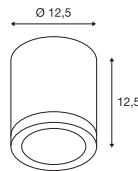


LED GX53 | 6.1W | 120°  
3000K | 490lm | EEK=G  
6kWh/1000h



Prod. no.: 1005271 | 10.00 GBP

ROX  
CL, QPAR111



220-240V ~50/60Hz  
Material: aluminium/glass



Base: 1xGU10

Options	Prod. no.	GBP
● aluminium	1000332	113.00

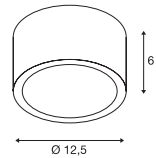


QPAR111 | 12.5W | 10°  
3000K | 950lm | EEK=F  
13kWh/1000h



Prod. no.: 1005278 | 48.00 GBP

ROX  
CL, GX53



220-240V ~50/60Hz  
Material: aluminium/glass



Base: 1xG53 Max. diameter: 7.5 cm | L: 3.5 cm

Options	Prod. no.	GBP
● aluminium/trans-parent	1000339	139.00



LED GX53 | 6.1W | 120°  
3000K | 490lm | EEK=G  
6kWh/1000h



Prod. no.: 1005271 | 10.00 GBP



1005202 221







**LED**  
R-CUBE | 805



**LED**  
S-CUBE | 805



**SOCKET**  
S-TUBE | 805



**LED**  
ESKINA SPOT  
SENSOR | 807



**LED**  
ESKINA SPOT | 807



**SOCKET**  
SITRA 360 | 808



**SOCKET**  
THEO BRACKET | 808



**LED**  
HELIA | 809



**LED**  
HELIA | 809



**SOCKET**  
MYRA | 811



**LED**  
OUT-BEAM  
FRAME | 811



**LED**  
QUADRULO | 811



**LED**  
AINOS | 812-813



**LED**  
AINOS | 813



**LED**  
AINOS | 813



**LED**  
RUBA | 814



**SOCKET**  
BULAN | 815



**SOCKET**  
BULAN GRID | 815




**LED**  
TERANG 200 | 817



**LED**  
IMPERVA | 817



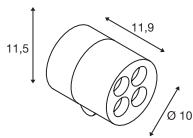
1007511 215



1007653 215



### R-CUBE CW



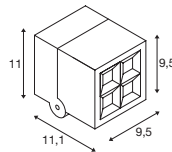
220-240V ~50/60Hz | 350mA  
Total wattage: 15W  
Material: aluminium



Down 800lm | 2700K | 800lm | 3000K

Options	Prod. no.	GBP
● anthracite	1007511	● 133.00

### S-CUBE CW



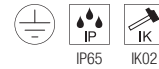
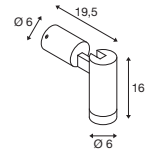
220-240V ~50/60Hz | 350mA  
Total wattage: 15W  
Material: aluminium



Down 1000lm | 2700K | 1200lm | 3000K

Options	Prod. no.	GBP
● anthracite	1007458	● 133.00

### S-TUBE CW



220-240V ~50/60Hz  
Material: aluminium



Base: 1xGU10 Max. diameter: 5 cm | L: 5.5 cm

Options	Prod. no.	GBP
● black	1007653	● 85.00




LED GU10 51mm | 6W | 38°  
2700K | 450lm | EEK=F  
6kWh/1000h



Prod. no.: 1005077 | 7.00 GBP

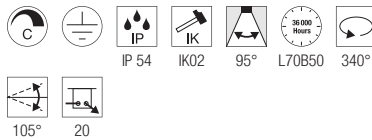
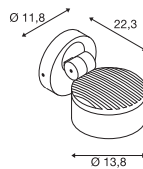


1002904 217





## ESKINA SPOT SENSOR CW, PHASE



220-240V ~50/60Hz | 350mA  
Total wattage: 15W  
Material: aluminium

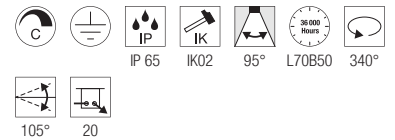
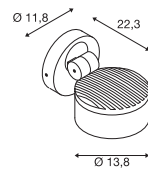
- Motion sensor in the wall rosette.



Down 1000lm | 3000K | 1000lm | 4000K

Options	Prod. no.	GBP
● anthracite	1002904	234.00

## ESKINA SPOT CW, PHASE



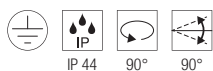
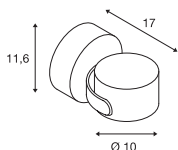
220-240V ~50/60Hz | 350mA  
Total wattage: 14.5W  
Material: aluminium



Down 1000lm | 3000K | 1000lm | 4000K

Options	Prod. no.	GBP
● anthracite	1002903	217.00

SITRA 360  
CW, TCR-TSE



220-240V ~50/60Hz  
Material: aluminium/glass



Base: 1xG53 Max. diameter: 7.5 cm L: 3.5 cm

Options	Prod. no.	GBP
● anthracite	231515	94.00

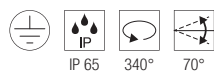
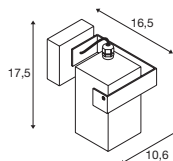


LED GX53 | 6.1W | 120°  
3000K | 490lm | EEK=G  
6kWh/1000h



Prod. no.: 1005271 | 10.00 GBP

THEO BRACKET  
CW



220-240V ~50/60Hz  
Material: aluminium/glass



Base: 1xGU10 Max. diameter: 5.1 cm L: 5.7 cm

Options	Prod. no.	GBP
● anthracite	1004653	67.00



LED GU10 51mm | 6W | 38°  
2700K | 450lm | EEK=F  
6kWh/1000h



Prod. no.: 1005077 | 7.00 GBP



233245

219

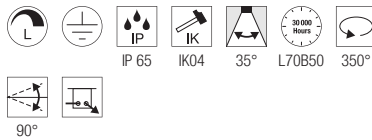
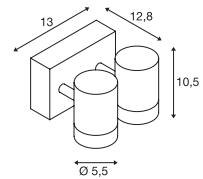
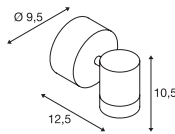




1004653 218

HELIA  
CW, single, PHASE

HELIA  
CW, double, PHASE



220-240V ~50/60Hz | 500mA  
Total wattage: 6.5W  
Material: aluminium/glass

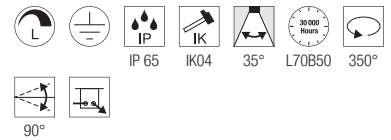


Down 440lm | 3000K

Options	Prod. no.	GBP
● anthracite	233245	151.00



Product	Prod. no.	GBP
Spacer		
● anthracite	1002853	7.00



220-240V ~50/60Hz | 500mA  
Total wattage: 13W  
Material: aluminium/glass



Down 880lm | 3000K

Options	Prod. no.	GBP
● anthracite	233255	266.00




Product	Prod. no.	GBP
Spacer		
● anthracite	1002853	7.00

1003519 221

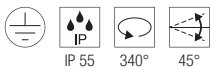
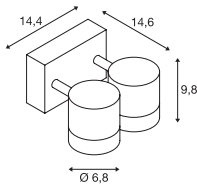


1005202 221





MYRA  
WL, double, QPAR51



220-240V ~50/60Hz  
Material: aluminium/glass



Base: 2xGU10 Max. diameter: 5.1 cm L: 5.7 cm

Options	Prod. no.	GBP
● anthracite	233095	145.00
● grey	233094	145.00



LED GU10 51mm | 6W | 38°  
2700K | 450lm | EEK=F  
6kWh/1000h

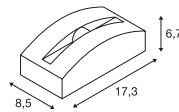


Prod. no.: 1005077 | 7.00 GBP



Product	Prod. no.	GBP
Spacer		
● anthracite	1002853	7.00

OUT-BEAM FRAME  
SP



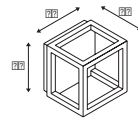
100-240V ~50/60Hz | 700mA  
Total wattage: 3.5W  
Material: aluminium/acrylic



Down 60lm | 3000K

Options	Prod. no.	GBP
● anthracite	1003518	105.00
○ white	1003519	105.00

QUADRULO  
CL



100-277V ~50/60Hz | 480mA  
Total wattage: 7.5W  
Material: aluminium/acrylic



Down 230lm | 3000K

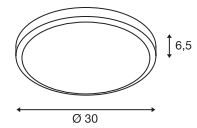
Options	Prod. no.	GBP
● anthracite	1005202	143.00



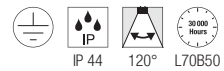


229971 223

## AINOS CW



1003452 223



220-240V ~50/60Hz | 500mA  
Total wattage: 21W  
Material: aluminium/polycarbonate (PC)



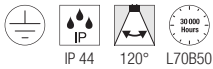
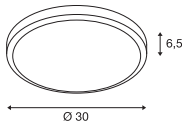
Down

1430lm | 3000K

Options	Prod. no.	GBP
● anthracite	229965	128.00
○ white	229961	128.00



### AINOS CW SENSOR



220-240V ~50/60Hz | 500mA  
Total wattage: 22W  
Material: aluminium/polycarbonate (PC)


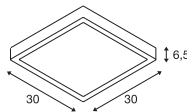
- Sensor in the light housing.



Down 1430lm | 3000K

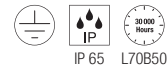
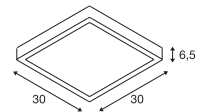
Options	Prod. no.	GBP
● anthracite	229975	168.00
○ white	229971	168.00

### AINOS CW, square



220-240V ~50/60Hz | 500mA  
Total wattage: 17W  
Material: aluminium/polycarbonate (PC)

### AINOS CW SENSOR, square



220-240V ~50/60Hz | 500mA  
Total wattage: 18W  
Material: aluminium/polycarbonate (PC)

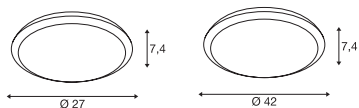
- Sensor in the light housing.



Down 1300lm | 3000K | 1300lm | 4000K

Options	Prod. no.	GBP
● anthracite	1003452	173.00
○ white	1003451	173.00

# RUBA CW



220-240V ~50/60Hz | 600mA  
 Total wattage: 22W  
 Material: polycarbonate (PC)



Down	960lm 2000lm	3000K	1100lm 2300lm	4000K
------	-----------------	-------	------------------	-------

Options	Prod. no.	GBP
○ white   Ø: 27cm 960 / 1100lm   12W	<b>1005089</b>	<b>96.00</b>
○ white   Ø: 42cm 2000 / 2300lm   22W	<b>1005090</b>	<b>191.00</b>

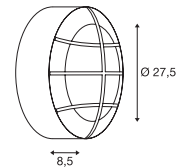
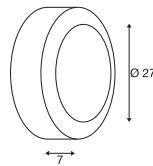






**BULAN**  
CW, E14

**BULAN GRID**  
CW, E27



220-240V ~50/60Hz  
Material: aluminium/glass

220-240V ~50/60Hz  
Material: aluminium/polycarbonate (PC)



Base: 1xE14    Max. diameter: 4.8 cm    L: 13 cm

Base: 2xE27    Max. diameter: 5.2 cm    L: 17.3 cm

Options	Prod. no.	GBP
● anthracite	229075	57.00
○ white	229071	57.00
● grey	229072	57.00

Options	Prod. no.	GBP
● anthracite	229085	61.00
○ white	229081	61.00



C35 | 4.2W | 320°  
2700K | 350lm | EEK=G  
5kWh/1000h




Prod. no.: 1005285 | 8.00 GBP



| 13.5W | 240°  
4000K | 1600lm | EEK=E  
14kWh/1000h



Prod. no.: 1005308 | 11.00 GBP



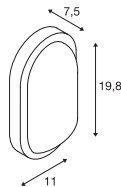
229085    225



229935 227



TERANG 200  
CW



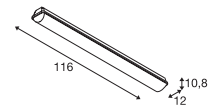
220-240V ~50/60Hz  
Total wattage: 11W  
Material: aluminium/polycarbonate (PC)



Down 830lm | 3000K

Options	Prod. no.	GBP
● anthracite	229935	69.00
○ white	229931	69.00

IMPERVA 120  
CW



220-240V ~50/60Hz | 700mA  
Total wattage: 40W  
Material: polycarbonate (PC)



Down 4600lm | 3000K

Options	Prod. no.	GBP
● grey	1001314	95.00





233605

233



**SCKET**

CONCRETO | 821



**LED**

CONCRETO | 821



**LED**

ADI | 822



**LED**

DOWNUNDER  
OUT S | 823



**LED**

DOWNUNDER  
OUT M | 823



**LED**

DOWNUNDER  
OUT L | 823



**LED**

BRICK MESH | 825



**LED**

BRICK | 825



**LED**

BRICK | 825



**SCKET**

BRICK  
DOWNUNDER | 827




**LED**

BRICK  
DOWNUNDER | 827





1006406 231



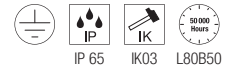
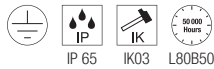
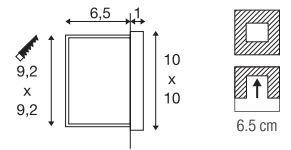
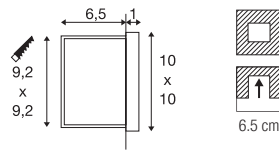
1006407 231





### CONCRETO EL, Wing

### CONCRETO EL, Cut



100-240V ~50/60Hz | 700mA  
Total wattage: 3.2W  
Material: concrete/aluminium

100-240V ~50/60Hz | 700mA  
Total wattage: 3.2W  
Material: concrete/aluminium

- Only mount the light with the light beam pointing downwards
- Recessed fixing kit included

- Only mount the light with the light beam pointing downwards
- Recessed fixing kit included




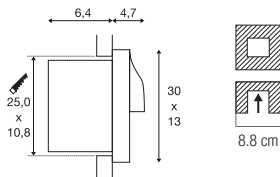
Down 45lm | 3000K

Down 15lm | 3000K

Options	Prod. no.	GBP
● grey	1006406	● 85.00

Options	Prod. no.	GBP
● grey	1006407	● 85.00

ADI  
EL



100-277V ~50/60Hz | 500mA  
Total wattage: 18W  
Material: aluminium/polycarbonate (PC)

- Only mount the light with the light beam pointing downwards
- Recessed fixing kit must be ordered separately



Down 940lm | 3000K


Options	Prod. no.	GBP
● anthracite	233635	225.00



Product	Prod. no.	GBP
Recessed fixing kit		
● black	233639	17.00




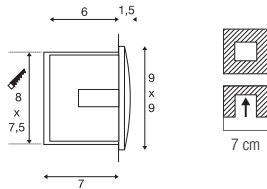
233625 233



233615 233



### DOWNUNDER OUT S EL



220-240V ~50/60Hz | 300mA  
 Total wattage: 1.7W  
 Material: aluminium/plastic


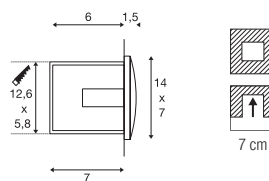
- Only mount the light with the light beam pointing downwards
- Recessed fixing kit included



Down 25lm | 3000K  
65lm

Options	Prod. no.	GBP
● anthracite		
25lm	<b>233605</b>	<b>55.00</b>
○ white		
65lm	<b>233601</b>	<b>55.00</b>

### DOWNUNDER OUT M EL



220-240V ~50/60Hz | 300mA  
 Total wattage: 4W  
 Material: aluminium/plastic

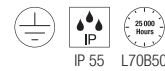
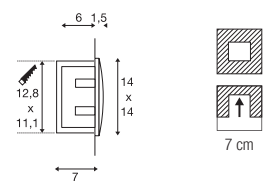
- Only mount the light with the light beam pointing downwards
- Recessed fixing kit included



Down 85lm | 3000K  
155lm

Options	Prod. no.	GBP
● anthracite		
85lm	<b>233625</b>	<b>65.00</b>
○ white		
155lm	<b>233621</b>	<b>65.00</b>

### DOWNUNDER OUT L EL



220-240V ~50/60Hz | 300mA  
 Total wattage: 4W  
 Material: aluminium/plastic

- Only mount the light with the light beam pointing downwards
- Recessed fixing kit included



Down 85lm | 3000K


Options	Prod. no.	GBP
● anthracite	<b>233615</b>	<b>77.00</b>





233650

235


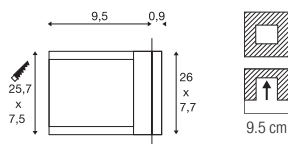



233660

235



## BRICK MESH EL



100-240V ~50/60Hz | 24V  
Total wattage: 3.3W  
Material: stainless steel 316/glass

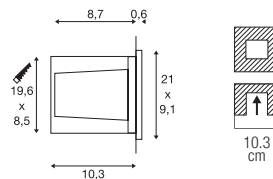
- Recessed fixing kit included



Down 52lm | 3000K

Options	Prod. no.	GBP
● Stainless steel	229110	213.00

## BRICK EL, symmetrical



220-240V ~50/60Hz | 144mA  
Total wattage: 9.5W  
Material: aluminium/stainless steel 316

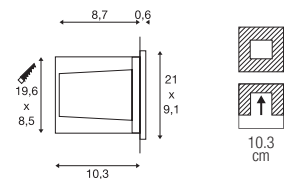
- Recessed fixing kit included



Down 950lm | 3000K

Options	Prod. no.	GBP
● Stainless steel	233650	260.00

## BRICK EL, asymmetrical



220-240V ~50/60Hz | 144mA  
Total wattage: 9.5W  
Material: aluminium/stainless steel 316

- Recessed fixing kit included



Down 850lm | 3000K

Options	Prod. no.	GBP
● Stainless steel	233660	260.00



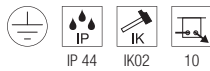
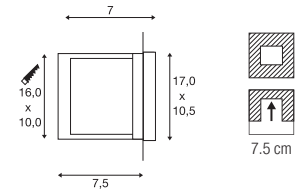
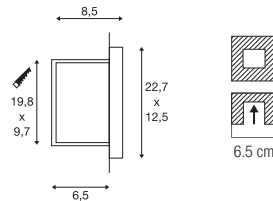






## BRICK DOWNUNDER EL, E14

## BRICK DOWNUNDER EL



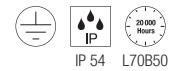
220-240V ~50/60Hz  
Material: aluminium/glass

- No recessed fixing kit required



Base: 1xE14 Max. diameter: 4.3 cm | L: 12 cm

Options	Prod. no.	GBP
● grey	229062	36.00



220-240V ~50/60Hz  
Total wattage: 1.4W  
Material: aluminium/glass

- Recessed fixing kit included



Down 30lm | 3000K

Options	Prod. no.	GBP
● grey	229702	58.00



C35 | 4.2W | 320°  
2700K | 350lm | EEK=G  
5kWh/1000h



Prod. no.: 1005285 | 8.00 GBP







**LED**  
DASAR® 600 | 831



**LED**  
DASAR® 1200 | 831



**LED**  
DASAR® S | 833



**LED**  
DASAR® S | 833



**LED**  
DASAR® L | 835



**LED**  
DASAR® L | 835



**LED**  
DASAR® XL | 837



**LED**  
DASAR® XL | 837



**LED**  
DASAR®  
FLAT 80 | 839



**LED**  
DASAR®  
FLAT 120 | 839



**LED**  
DASAR® 255 | 839



**LED**  
DASAR® 920 | 840



**LED**  
DASAR® 920 | 840



**LED**  
DASAR® 270 | 841



**LED**  
DASAR® 270 | 841



**SOCKET**  
DASAR® 115 | 843



**SOCKET**  
DASAR® 115 | 843



**SOCKET**  
DASAR® 115 | 843



**SOCKET**  
DASAR®  
EXACT 116 | 845



**SOCKET**  
DASAR®  
EXACT 116 | 845



**SOCKET**  
DASAR® 215 | 846



**SOCKET**  
DASAR® 215 | 846



**SOCKET**  
DASAR® 215 | 847



**LED**  
DASAR® 215 | 847



**LED**  
TRAIL-LITE® 60 | 848



**LED**  
POWER  
TRAIL-LITE® | 849



**LED**  
POWER  
TRAIL-LITE® | 849



**LED**  
GIMBLE OUT | 849



**LED**  
SMALL PLOT | 851



**LED**  
SMALL PLOT | 851



SMALL PLOT | 851



SMALL PLOT | 851



**LED**  
BIG PLOT | 853



**LED**  
BIG PLOT | 853



BIG PLOT | 853



BIG PLOT | 853



**LED**  
ROCCI | 854



**LED**  
ROCCI | 854



**LED**  
ROCCI 200 | 855



**LED**  
ROCCI 200 | 855



**SOCKET**  
SOLASTO | 857



**SOCKET**  
SOLASTO | 857

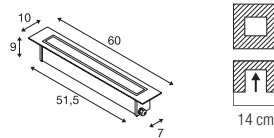




1007196 241



### DASAR® 600 EL



220-240V ~50/60Hz | 550mA  
 Total wattage: 18W  
 Material: stainless steel 316

- with connector



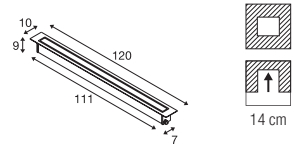

Up 2200lm | 3000K

Options	Prod. no.	GBP
● Stainless steel	1007195	● 471.00



Product	Prod. no.	GBP
Recessed fixing kit		
● black	1007198	25.00

### DASAR® 1200 EL



220-240V ~50/60Hz | 900mA  
 Total wattage: 34W  
 Material: stainless steel 316

- with connector



Up 4100lm | 3000K

Options	Prod. no.	GBP
● Stainless steel	1007196	● 626.00



Product	Prod. no.	GBP
Recessed fixing kit		
● black	1007197	43.00



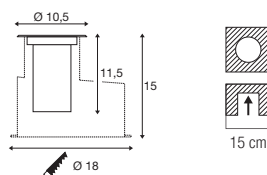


1007680 243





### DASAR® S RL, round



220-240V ~50/60Hz | 200mA  
Total wattage: 4W  
Material: aluminium

- IP connection box



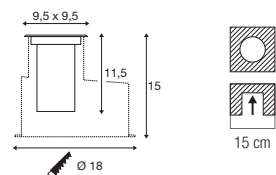
Up 350lm | 3000K

Options	Prod. no.	GBP
● anthracite	1007680	● 180.00



Product	Prod. no.	GBP
Floor-recessed fixing kit S		
● black	1007682	43.00
Reflector 15°		
○ silver	1007683	6.00
Reflector 36°		
○ silver	1007684	6.00
Reflector 50°		
○ silver	1007685	6.00

### DASAR® S RL, square



220-240V ~50/60Hz | 200mA  
Total wattage: 4W  
Material: aluminium

- IP connection box



Up 350lm | 3000K

Options	Prod. no.	GBP
● anthracite	1007681	● 180.00



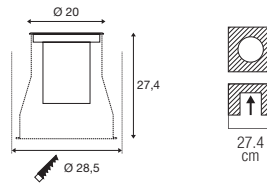
Product	Prod. no.	GBP
Floor-recessed fixing kit S		
● black	1007682	43.00
Reflector 15°		
○ silver	1007683	6.00
Reflector 36°		
○ silver	1007684	6.00
Reflector 50°		
○ silver	1007685	6.00



1007243 245



### DASAR® L RL, round



220-240V ~50/60Hz | 500mA  
Total wattage: 19 W  
Material: aluminium

- with Y connector



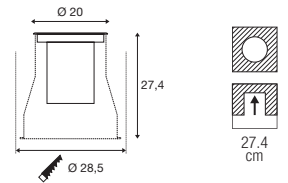
Up 1950lm | 3000K

Options	Prod. no.	GBP
● Stainless steel	1007243	● 411.00



Product	Prod. no.	GBP
Recessed fixing kit for DASAR L		
● black	1007245	43.00
○ Reflector 15° for L / XL		
○ silver	1007238	11.00
○ Reflector 36° for L / XL		
○ silver	1007239	11.00
○ Reflector 60° for L / XL		
○ silver	1007240	11.00

### DASAR® L RL, square



220-240V ~50/60Hz | 500mA  
Total wattage: 19 W  
Material: aluminium

- with Y connector



Up 1950lm | 3000K

Options	Prod. no.	GBP
● black	1007244	● 411.00



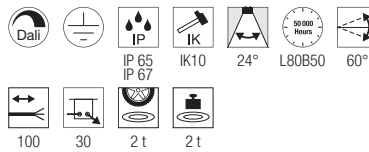
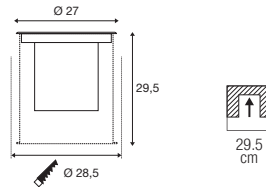
Product	Prod. no.	GBP
Recessed fixing kit for DASAR L		
● black	1007245	43.00
○ Reflector 15° for L / XL		
○ silver	1007238	11.00
○ Reflector 36° for L / XL		
○ silver	1007239	11.00
○ Reflector 60° for L / XL		
○ silver	1007240	11.00







### DASAR® XL RL, round



220-240V ~50/60Hz | 700mA  
Total wattage: 27W  
Material: aluminium

- with Y connector



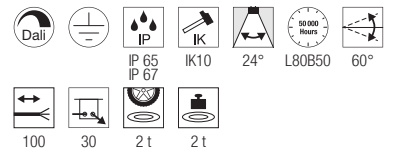
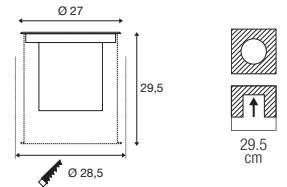
Up 2790lm | 3000K

Options	Prod. no.	GBP
● Stainless steel	1007241	● 497.00



Product	Prod. no.	GBP
Recessed fixing kit for DASAR XL		
● black	1007246	51.00
Reflector 15° for L / XL		
○ silver	1007238	11.00
Reflector 36° for L / XL		
○ silver	1007239	11.00
Reflector 60° for L / XL		
○ silver	1007240	11.00

### DASAR® XL RL, square



220-240V ~50/60Hz | 700mA  
Total wattage: 27W  
Material: aluminium

- with Y connector



Up 2790lm | 3000K

Options	Prod. no.	GBP
● Stainless steel	1007242	● 497.00



Product	Prod. no.	GBP
Recessed fixing kit for DASAR XL		
● black	1007246	51.00
Reflector 15° for L / XL		
○ silver	1007238	11.00
Reflector 36° for L / XL		
○ silver	1007239	11.00
Reflector 60° for L / XL		
○ silver	1007240	11.00





228412 249

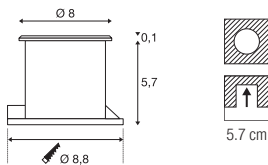


229383 249





DASAR® FLAT 80  
EL



220-240V ~50/60Hz  
Total wattage: 3.5W  
Material: stainless steel 304/glass

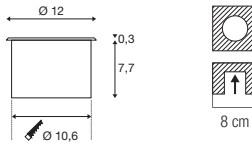
- Both IP protection classes have been met.
- This light is suitable for installation in wood.
- Open cable end



Up 140lm | 3000K

Options	Prod. no.	GBP
● Stainless steel	<b>228412</b>	<b>94.00</b>

DASAR® FLAT 120  
EL



220-240V ~50/60Hz | 350mA  
Total wattage: 7W  
Material: stainless steel 304/aluminium

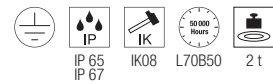

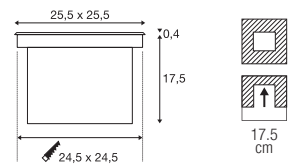
- Open cable end



Up 490lm | 3000K  
540lm | 4000K

Options	Prod. no.	GBP
● Stainless steel		
490lm   3000K	<b>1006106</b>	<b>130.00</b>
● Stainless steel		
540lm   4000K	<b>1006107</b>	<b>130.00</b>

DASAR® 255  
EL



220-240V ~50/60Hz | 750mA  
Total wattage: 31W  
Material: stainless steel 316/glass

- Both IP protection classes have been met.



Up 1660lm | 3000K  
1720lm | 4000K

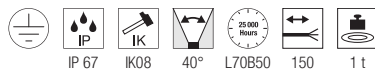
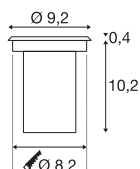
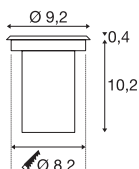
Options	Prod. no.	GBP
● Stainless steel		
1660lm   3000K	<b>229383</b>	<b>346.00</b>
● Stainless steel		
1720lm   4000K	<b>229381</b>	<b>346.00</b>



Product	Prod. no.	GBP
Connection box IP68, 3-pole		
● black	<b>228730</b>	<b>20.00</b>

DASAR® 920  
EL

DASAR® 920  
EL



12-24V  
Total wattage: 6.5W  
Material: stainless steel 316/glass

- Open cable end



Up 520lm | 3000K

Options	Prod. no.	GBP
● Stainless steel	233500	130.00



Product	Prod. no.	GBP
LED power supply 15W   12V		
○ white	1005444	26.00
LED power supply 15 W   24V		
○ white	1005445	26.00

220-240V ~50/60Hz | 400mA  
Total wattage: 5.5W  
Material: stainless steel 316/glass

- Open cable end



Up 300lm | 3000K

Options	Prod. no.	GBP
● Stainless steel	233520	169.00

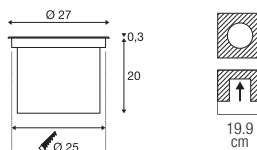


233500 250

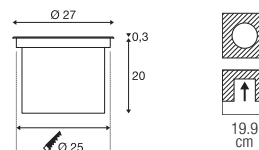




DASAR® 270  
EL, asymmetrical



DASAR® 270  
EL, symmetrical

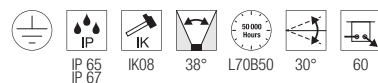


220-240V ~50/60Hz | 700mA  
Total wattage: 30W  
Material: stainless steel 316/glass



Up 2000lm | 3000K  
2100lm | 4000K

Options	Prod. no.	GBP
● stainless steel 2000lm   3000K	<b>1002893</b>	<b>390.00</b>
● stainless steel 2100lm   4000K	<b>1002895</b>	<b>390.00</b>



220-240V ~50/60Hz | 700mA  
Total wattage: 30W  
Material: stainless steel 316/glass



Up 2500lm | 3000K  
2600lm | 4000K

Options	Prod. no.	GBP
● stainless steel 2500lm   3000K	<b>1002897</b>	<b>390.00</b>
● stainless steel 2600lm   4000K	<b>1002898</b>	<b>390.00</b>



Product	Prod. no.	GBP
DASAR® 270   Honeycomb cover ● black	<b>1002899</b>	<b>12.00</b>

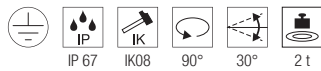
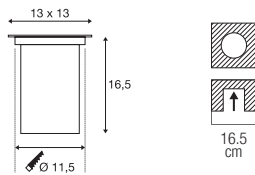




229320 253



DASAR® 115  
RL, square, QPAR51



220-240V ~50/60Hz  
Material: stainless steel 316/glass

**SOCKET INSIDE** <35 W

Base: 1xGU10 Max. diameter: 5.1 cm L: 6 cm

Options	Prod. no.	GBP
● Stainless steel	229324	98.00

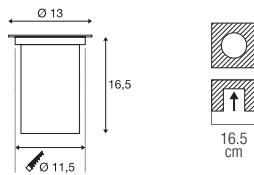


LED GU10 51mm | 6W | 38°  
2700K | 450lm | EEK=F  
6kWh/1000h



Prod. no.: 1005075 | 7.00 GBP

DASAR® 115  
RL, round, QPAR51



220-240V ~50/60Hz  
Material: stainless steel 316/glass

**SOCKET INSIDE** <35 W

Base: 1xGU10 Max. diameter: 5.1 cm L: 6 cm

Options	Prod. no.	GBP
● Stainless steel	229320	98.00

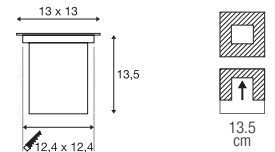


LED GU10 51mm | 6W | 38°  
2700K | 450lm | EEK=F  
6kWh/1000h



Prod. no.: 1005075 | 7.00 GBP

DASAR® 115  
RL, square, QPAR51



220-240V ~50/60Hz  
Material: stainless steel 316/glass

**SOCKET INSIDE** <35 W

Base: 1xGU10 Max. diameter: 5.1 cm L: 6 cm

Options	Prod. no.	GBP
● Stainless steel	229374	98.00



LED GU10 51mm | 6W | 38°  
2700K | 450lm | EEK=F  
6kWh/1000h



Prod. no.: 1005075 | 7.00 GBP



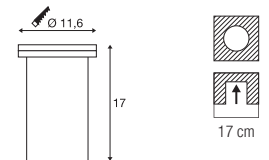
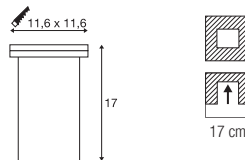






DASAR® EXACT 116  
EL, square, QPAR51

DASAR® EXACT 116  
EL, round, QPAR51



220-240V ~50/60Hz  
Material: stainless steel 316/glass

220-240V ~50/60Hz  
Material: stainless steel 316/glass



Base: 1xGU10    Max. diameter: 5.1 cm    L: 6 cm

Base: 1xGU10    Max. diameter: 5.1 cm    L: 6 cm

Options	Prod. no.	GBP
● Stainless steel	228434	107.00

Options	Prod. no.	GBP
● Stainless steel	228430	107.00



LED GU10 51mm | 6W | 38°  
2700K | 450lm | EEK=F  
6kWh/1000h



Prod. no.: 1005077 | 7.00 GBP

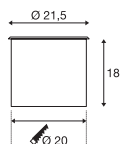


LED GU10 51mm | 6W | 38°  
2700K | 450lm | EEK=F  
6kWh/1000h



Prod. no.: 1005077 | 7.00 GBP

DASAR® 215  
RL, round, QPAR111



18 cm



220-240V ~50/60Hz  
Material: stainless steel 316/glass

**SOCKET INSIDE** <75 W

Base: 1xGU10


Options	Prod. no.	GBP
● Stainless steel	229230	230.00



QPAR111 | 12.5W | 10°  
3000K | 950lm | EEK=F  
13kWh/1000h

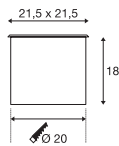


Prod. no.: 1005278 | 48.00 GBP





DASAR® 215  
RL, square, QPAR111



220-240V ~50/60Hz  
Material: stainless steel 316/glass



Base: 1xGU10

Options	Prod. no.	GBP
● Stainless steel	229234	230.00

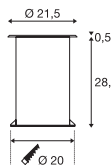


QPAR111 | 12.5W | 10°  
3000K | 950lm | EEK=F  
13kWh/1000h



Prod. no.: 1005278 | 48.00 GBP

DASAR® 215  
RL, round, E27



220-240V ~50/60Hz  
Material: stainless steel 316/glass



Base: 1xE27 Max. diameter: 4.5 cm L: 13.4 cm

Options	Prod. no.	GBP
● Stainless steel	229200	220.00


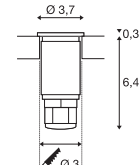


LED E27 | 8W | 240°  
3000K | 880lm | EEK=E  
8kWh/1000h



Prod. no.: 1005289 | 9.00 GBP

DASAR® 370  
EL, round



12-24V  
Power consumption: 2W  
Material: stainless steel 316/glass

- This light is suitable for installation in wood
- Open cable end




Up 120lm | 3000K

Options	Prod. no.	GBP
● Stainless steel	233540	147.00



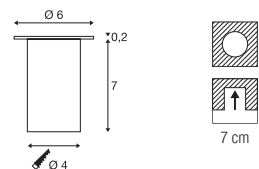
Product	Prod. no.	GBP
LED power supply 15W   12V		
○ white	1005444	26.00
LED power supply 15 W   24V		
○ white	1005445	26.00





228332 259

## TRAIL-LITE® 60 EL



1000384 259



12V ~50/60Hz  
Power consumption: 0.3W  
Material: stainless steel 316/glass

- Only operate with conventional transformer.
- Recessed fixing kit included
- This light is suitable for installation in wood



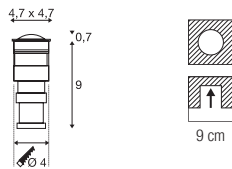
Up

10lm | 3000K

Options	Prod. no.	GBP
● Stainless steel	227462	61.00



**POWER TRAIL-LITE®**  
EL, square



350mA  
Total wattage: 1W  
Material: stainless steel 316/glass

- Operate only with 350mA driver. Only wire together multiple power LEDs in series! Installation sleeve included. The light is suitable for installation in wood
- Open cable end



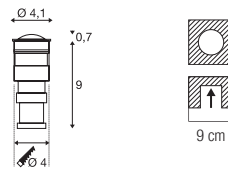
Up 45lm | 3000K

Options	Prod. no.	GBP
● Stainless steel	228342	69.00



Product	Prod. no.	GBP
LED driver 3W   350W		
○ white	1005248	14.00

**POWER TRAIL-LITE®**  
EL, round



350mA  
Total wattage: 1W  
Material: stainless steel 316/glass

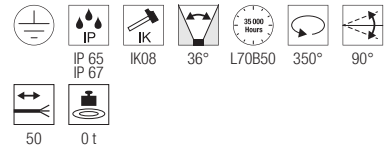
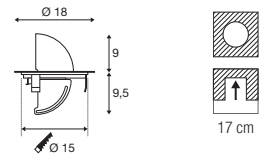
- Operate only with 350mA driver. Only wire together multiple power LEDs in series!
- This light is suitable for installation in wood
- Open cable end



Up 45lm | 3000K

Options	Prod. no.	GBP
● Stainless steel	228332	69.00

**GIMBLE OUT**  
EL



220-240V ~50/60Hz | 600mA  
Total wattage: 13W  
Material: stainless steel 316

- Open cable end



Up 1100lm | 3000K

Options	Prod. no.	GBP
● Stainless steel	1000384	330.00



Product	Prod. no.	GBP
Floor-recessed fixing kit		
● black	1000655	62.00
Installation pipe DN160		
● grey	233792	47.00
Connection box IP68, 3-pole		
● black	228730	20.00



1006171 + 1006173 261





### SMALL PLOT Modules



### SMALL PLOT Modules

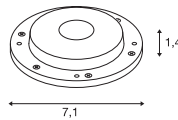
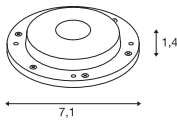


### SMALL PLOT Cover, 2-pack



H: 1.7 cm  
 Diameter: 10.3 cm  
 Material 1006173: Stainless steel  
 Material 1006174: Aluminium

- 500 kg load for 1006174
- 800 kg load for 1006173



Options	Prod. no.	GBP
● anthracite	<b>1006174</b>	<b>37.00</b>
● Stainless steel	<b>1006173</b>	<b>121.00</b>



24V DC  
 Power consumption: 2.6W  
 Material: aluminium/polymethylacrylate (PMMA)

- This product is delivered without a cover.
- Open cable end



Up 240lm | 3000K

Options	Prod. no.	GBP
● aluminium	<b>1006172</b>	<b>71.00</b>



Product	Prod. no.	GBP
LED power supply, 12/20W   24V inc. strain relief		
○ white	<b>1005381</b>	<b>34.00</b>
LED power supply 15 W   24V		
○ white	<b>1005445</b>	<b>26.00</b>



24V DC  
 Power consumption: 2.6W  
 Material: stainless steel/polymethylacrylate (PMMA)

- This product is delivered without a cover.
- Open cable end



Up 240lm | 3000K

Options	Prod. no.	GBP
● Stainless steel	<b>1006171</b>	<b>84.00</b>



Product	Prod. no.	GBP
LED power supply, 12/20W   24V inc. strain relief		
○ white	<b>1005381</b>	<b>34.00</b>
LED power supply 15 W   24V		
○ white	<b>1005445</b>	<b>26.00</b>

### SMALL PLOT Cover, 4-pack



H: 1.7 cm  
 Diameter: 10.3 cm  
 Material 1006175: Stainless steel  
 Material 1006176: Aluminium

Options	Prod. no.	GBP
● anthracite	<b>1006176</b>	<b>37.00</b>
● Stainless steel	<b>1006175</b>	<b>121.00</b>



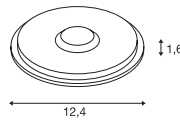
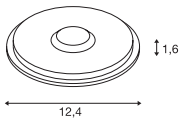
1001359 + 1001255 263



### BIG PLOT Modules



### BIG PLOT Modules



220-240V ~50/60Hz  
 Total wattage: 5.5W  
 Material: aluminium/polymethylacrylate (PMMA)

- This product is delivered without a cover
- Open cable end



Up 500lm | 3000K

Options	Prod. no.	GBP
● aluminium	1001256	79.00



Product	Prod. no.	GBP
T-connector box		
● black	228726	31.00
Connection box IP68, 3-pole		
● black	228730	20.00



220-240V ~50/60Hz  
 Total wattage: 5.5W  
 Material: stainless steel/polymethylacrylate (PMMA)

- This product is delivered without a cover
- Open cable end



Up 500lm | 3000K

Options	Prod. no.	GBP
● Stainless steel	1001359	115.00



Product	Prod. no.	GBP
T-connector box		
● black	228726	31.00
Connection box IP68, 3-pole		
● black	228730	20.00

### BIG PLOT Cover, 2-pack



H: 2 cm  
 Diameter: 17 cm  
 Material: aluminium

- 500 kg load for 1001262
- 800 kg load for 1001254

Options	Prod. no.	GBP
● anthracite	1001262	49.00
● Stainless steel	1001254	170.00

### BIG PLOT Cover, 4-pack



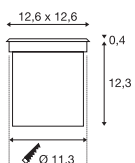
800 kg

H: 2 cm  
 Diameter: 17 cm  
 Material: stainless steel 316

Options	Prod. no.	GBP
● anthracite	1001263	49.00
● Stainless steel	1001255	170.00



ROCCI  
EL, square



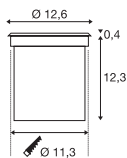
100-277 V ~50/60 Hz | 700 mA  
Total wattage: 8.6W  
Material: stainless steel 316/glass



Up 580lm | 3000K

Options	Prod. no.	GBP
● Stainless steel	227604	144.00

ROCCI  
EL, round




100-277 V ~50/60 Hz | 700 mA  
Total wattage: 8.6W  
Material: stainless steel 316/glass



Up 580lm | 3000K

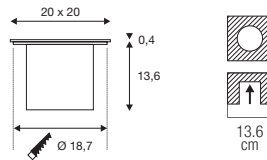
Options	Prod. no.	GBP
● Stainless steel	227600	144.00



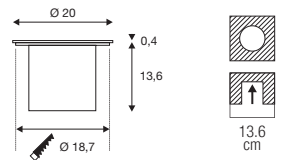


227604 264

ROCCI 200  
EL, square



ROCCI 200  
EL, round



1006105 265

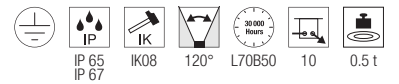


100-277V ~50/60Hz | 350mA  
Total wattage: 16W  
Material: stainless steel 316/glass



Up 1530lm | 3000K

Options	Prod. no.	GBP
● Stainless steel	1006105	161.00



100-277V ~50/60Hz | 350mA  
Total wattage: 16W  
Material: stainless steel 316/glass



Up 1530lm | 3000K

Options	Prod. no.	GBP
● Stainless steel	1006104	161.00

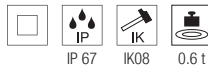

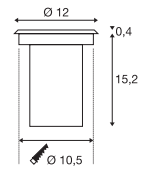
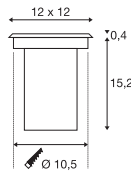




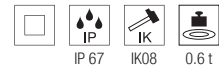


SOLASTO  
EL, square

SOLASTO  
EL, round



220-240V ~50/60Hz  
Material: stainless steel 304/glass



220-240V ~50/60Hz  
Material: stainless steel 304/glass



Base: 1xGU10



Base: 1xGU10

Options	Prod. no.	GBP
● Stainless steel	227684	61.00

Options	Prod. no.	GBP
● Stainless steel	227680	61.00



LED GU10 51mm | 6W | 38°  
2700K | 450lm | EEK=F  
6kWh/1000h



Prod. no.: 1005075 | 7.00 GBP



LED GU10 51mm | 6W | 38°  
2700K | 450lm | EEK=F  
6kWh/1000h



Prod. no.: 1005075 | 7.00 GBP





LED QT | 860



LED C35 | 860



LED TCR-TSE | 860



LED QR51 | 861



LED QPAR51 | 861



LED | 862

LED QPAR111 |  
862, 863, 864

QPAR111 | 862, 863



LED A60 | 864, 865



LED T32 | 861



LED T38 | 865



LED T45 | 865



LED ST64 | 865



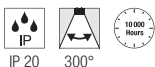
LED ST58 | 865



LED G125 | 865



## LED QT14 G9



220-240V ~50/60Hz  
Wattage: 3.6W  
Material: ceramic  
Diameter: 1.8 cm L: 5.4 cm

Luminous flux	400lm
Lamp current	0.03A
Colour rendering index	93
Output	3,6W
Energy consumption/1000h	4kWh

Options	Prod. no.	GBP
<input type="radio"/> white 3000K	1005286	9.00

## LED QT-DE12 R7S, 78 mm



220-240V ~50/60Hz  
Wattage: 9W  
Material: polycarbonate (PC)  
Diameter: 2.9 cm L: 2.9 cm

Luminous flux	1050lm
Lamp current	0.043A
Colour rendering index	95
Output	9W
Energy consumption/1000h	9kWh

Options	Prod. no.	GBP
<input type="radio"/> grey 3000K	1005287	21.00

## LED QT-DE12 R7S, 118 mm

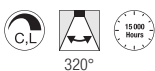


220-240V ~50/60Hz  
Wattage: 15W  
Material: polycarbonate (PC)  
Diameter: 2.9 cm L: 2.9 cm

Luminous flux	2000lm
Lamp current	0.068A
Colour rendering index	92
Output	15W
Energy consumption/1000h	15kWh

Options	Prod. no.	GBP
<input type="radio"/> grey 3000K	1005288	25.00

## LED C35 E14

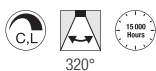


220-240V ~50/60Hz  
Wattage: 4.2W  
Material: glass  
Diameter: 3.5 cm L: 9.8 cm

Luminous flux	380lm
Lamp current	0.025A
Colour rendering index	90
Output	4,2W
Energy consumption/1000h	5kWh

Options	Prod. no.	GBP
<input type="radio"/> transparent 2700K	1005284	6.00

## LED C35 E14



220-240V ~50/60Hz  
Wattage: 4.2W  
Material: glass  
Diameter: 3.5 cm L: 9.8 cm

Luminous flux	350lm
Lamp current	0.025A
Colour rendering index	90
Output	4,2W
Energy consumption/1000h	5kWh

Options	Prod. no.	GBP
<input type="radio"/> white 2700K	1005285	8.00

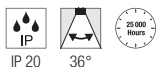
## LED TCR-TSE GX53



220-240V ~50/60Hz  
Wattage: 6.1W  
Material: polycarbonate (PC) /  
polycarbonate (PC)  
Diameter: 7.5 cm L: 2.4 cm

Luminous flux	490lm
Lamp current	0.034A
Colour rendering index	93
Output	6,1W
Energy consumption/1000h	6kWh


Options	Prod. no.	GBP
<input type="radio"/> white 2700K	1005272	10.00
<input type="radio"/> white 3000K	1005271	10.00
<input type="radio"/> white 4000K	1005269	10.00

**LED QR51**  
GU5.3

12V AC  
Wattage: 5.8W  
Material: glass  
Diameter: 5 cm L: 4.5 cm

Luminous flux	450lm
Lamp current	0.63A
Max. luminosity	1300cd
Colour rendering index	90
Output	5,8W
Energy consumption/1000h	6kWh

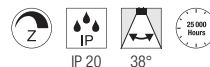
Options	Prod. no.	GBP
<input type="radio"/> transparent		
2700K	<b>1001574</b>	<b>31.00</b>
<input type="radio"/> transparent		
3000K	<b>1001575</b>	<b>31.00</b>

**LED QPAR51**  
GU10, tunable 2700-6500K, smart

220-240V ~50/60Hz  
Wattage: 5W  
Material: polyamide 66 (PA 66) /  
polycarbonate (PC)  
Diametr: 5 cm L: 5.4 cm

Luminous flux	350lm
Lamp current	0.04A
Max. luminosity	530cd
Colour rendering index	92
Output	5W
Energy consumption/1000h	5kWh

Options	Prod. no.	GBP
<input type="radio"/> white		
2700-6500K	<b>1005311</b>	<b>33.00</b>

**LED QPAR51**  
GU10, RGBW, smart

220-240V ~50/60Hz  
Wattage: 5.2W  
Material: polyamide 66 (PA 66) /  
polycarbonate (PC)  
Diameter: 5 cm L: 6.1 cm

Luminous flux	350lm
Lamp current	0.042A
Max. luminosity	680cd
Colour rendering index	92
Output	5,2W
Energy consumption/1000h	5kWh

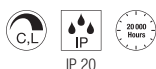
Options	Prod. no.	GBP
<input type="radio"/> white	<b>1005312</b>	<b>47.00</b>

**LED QPAR51**  
GU10

220-240V ~50/60Hz  
Wattage: 2.4W  
Material: glass  
Diameter: 5 cm L: 5.4 cm

Luminous flux	230lm
Lamp current	0.025A
Max. luminosity	450cd
Colour rendering index	80
Output	2,4W
Energy consumption/1000h	3kWh

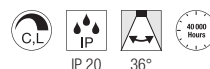
Options	Prod. no.	GBP
<input type="radio"/> transparent		
2700K	<b>1007230</b>	<b>6.00</b>
<input type="radio"/> transparent		
3000K	<b>1007231</b>	<b>6.00</b>

**LED T32**  
GU10

220-240V ~50/60Hz  
Wattage: 3.2W  
Material: glass  
Diameter: 3.2 cm L: 10 cm

Luminous flux	270lm
Lamp current	0.0175A
Colour rendering index	90
Output	3,2W

Options	Prod. no.	GBP
<input type="radio"/> transparent		
2700K	<b>1006321</b>	<b>42.00</b>

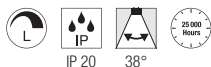
**LED QPAR51**  
GU10

220-240V ~50/60Hz  
Wattage: 6W  
Material: glass  
Diameter: 5 cm L: 5 cm

Luminous flux	360lm
Lamp current	0.033A
Max. luminosity	680cd
Colour rendering index	93
Output	6W
Energy consumption/1000h	6kWh

Options	Prod. no.	GBP
<input type="radio"/> silver		
2200-2700K	<b>1005273</b>	<b>9.00</b>

## LED QPAR51 GU10

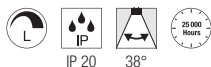


220-240V ~50/60Hz  
Wattage: 6W  
Material: polycarbonate (PC)  
Diameter: 5 cm L: 5 cm

Luminous flux	450lm
Lamp current	0.037A
Max. luminosity	880cd
Colour rendering index	92
Output	6W
Energy consumption/1000h	6kWh

Options	Prod. no.	GBP
● black		
2700K	1005077	7.00
● black		
3000K	1005080	7.00
● black		
4000K	1005083	7.00

## LED QPAR51 GU10

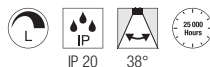


220-240V ~50/60Hz  
Wattage: 6W  
Material: polycarbonate (PC)  
Diameter: 5 cm L: 5 cm

Luminous flux	450lm
Lamp current	0.037A
Max. luminosity	880cd
Colour rendering index	92
Output	6W
Energy consumption/1000h	6kWh

Options	Prod. no.	GBP
○ white		
2700K	1005076	7.00
○ white		
3000K	1005079	7.00
○ white		
4000K	1005082	7.00

## LED QPAR51 GU10

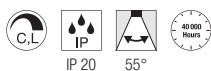


220-240V ~50/60Hz  
Wattage: 6W  
Material: polycarbonate (PC)  
Diameter: 5 cm L: 5.4 cm

Luminous flux	450lm
Lamp current	0.037A
Max. luminosity	880cd
Colour rendering index	92
Output	6W
Energy consumption/1000h	6kWh

Options	Prod. no.	GBP
● grey		
2700K	1005075	7.00
● grey		
3000K	1005078	7.00
● grey		
4000K	1005081	7.00

## LED QPAR111 GU10

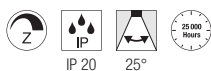


220-240V ~50/60Hz  
Wattage: 12W  
Material: aluminium  
Diameter: 11 cm L: 7 cm

Luminous flux	680lm
Lamp current	0.05A
Max. luminosity	930cd
Colour rendering index	90
Output	12W
Energy consumption/1000h	12kWh

Options	Prod. no.	GBP
● aluminium		
2700K	1005297	73.00
● aluminium		
3000K	1005298	73.00
● aluminium		
4000K	1005299	73.00

## QPAR111 GU10, RGBW, smart

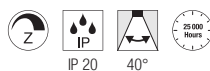


220-240V ~50/60Hz  
Wattage: 10W  
Material: aluminium  
Diameter: 11.1 cm L: 7 cm

Luminous flux	750lm
Lamp current	0.059A
Max. luminosity	3500cd
Colour rendering index	94
Output	10W
Energy consumption/1000h	10kWh

Options	Prod. no.	GBP
○ white	1005315	59.00

## QPAR111 GU10, RGBW, smart



220-240V ~50/60Hz  
Wattage: 10W  
Material: aluminium/polycarbonate (PC)  
Diameter: 11.1 cm L: 7 cm

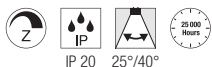
Luminous flux	780lm
Lamp current	0.059A
Max. luminosity	2000cd
Colour rendering index	94
Output	10W
Energy consumption/1000h	10kWh

Options	Prod. no.	GBP
○ white	1005316	59.00





## QPAR111 GU10, tunable 2700-6500K, smart

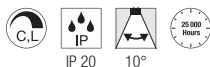


220-240V ~50/60Hz  
Wattage: 10W  
Material: aluminium/polycarbonate (PC)  
Diameter: 11.1 cm L: 7 cm

Luminous flux	760lm
Lamp current	0.053A
Max. luminosity	4000cd
Colour rendering index	93
Output	10W
Energy consumption/1000h	10kWh

Options	Prod. no.	GBP
<input type="radio"/> white		
2700-6500K   25°	<b>1005313</b>	<b>45.00</b>
<input type="radio"/> white		
2700-6500K   40°	<b>1005314</b>	<b>45.00</b>

## LED QPAR111 GU10

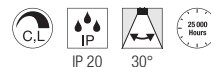


220-240V ~50/60Hz  
Wattage: 12.5W  
Material: aluminium  
Diameter: 11.1 cm L: 7 cm

Luminous flux	900lm
Lamp current	0.058A
Max. luminosity	11000cd
Colour rendering index	90
Output	12,5W
Energy consumption/1000h	13kWh

Options	Prod. no.	GBP
<input type="radio"/> silver		
2700K	<b>1005275</b>	<b>48.00</b>
<input type="radio"/> silver		
3000K	<b>1005278</b>	<b>48.00</b>
<input type="radio"/> silver		
4000K	<b>1005281</b>	<b>48.00</b>

## LED QPAR111 GU10

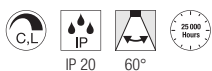


220-240V ~50/60Hz  
Wattage: 12.5W  
Material: aluminium  
Diameter: 11.1 cm L: 7 cm

Luminous flux	950lm
Lamp current	0.058A
Max. luminosity	3000cd
Colour rendering index	93
Output	12,5W
Energy consumption/1000h	13kWh

Options	Prod. no.	GBP
<input type="radio"/> silver		
2700K	<b>1005276</b>	<b>43.00</b>
<input type="radio"/> silver		
3000K	<b>1005279</b>	<b>43.00</b>
<input type="radio"/> silver		
4000K	<b>1005282</b>	<b>43.00</b>

## LED QPAR111 GU10

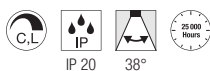


220-240V ~50/60Hz  
Wattage: 12.5W  
Material: aluminium  
Diameter: 11.1 cm L: 7 cm

Luminous flux	1000lm
Lamp current	0.058A
Max. luminosity	1000cd
Colour rendering index	93
Output	12,5W
Energy consumption/1000h	13kWh

Options	Prod. no.	GBP
<input type="radio"/> silver		
2700K	<b>1005277</b>	<b>43.00</b>
<input type="radio"/> silver		
3000K	<b>1005280</b>	<b>43.00</b>
<input type="radio"/> silver		
4000K	<b>1005283</b>	<b>43.00</b>

## LED QPAR111 GU10



220-240V ~50/60Hz  
Wattage: 8W  
Material: glass  
Diameter: 11.1 cm L: 6.1 cm

Luminous flux	680lm
Lamp current	0.046A
Max. luminosity	1300cd
Colour rendering index	93
Output	8W
Energy consumption/1000h	8kWh

Options	Prod. no.	GBP
<input type="radio"/> transparent		
2700K	<b>1005274</b>	<b>27.00</b>

## LED QPAR111 GU10



220-240V ~50/60Hz  
Wattage: 7.3W  
Material: plastic/aluminium  
Diameter: 11.1 cm L: 7.1 cm

Luminous flux	530lm
Lamp current	0.051A
Max. luminosity	1400cd
Colour rendering index	93
Output	7,3W
Energy consumption/1000h	8kWh

Options	Prod. no.	GBP
<input type="radio"/> silver		
2700K	<b>1005291</b>	<b>22.00</b>
<input type="radio"/> silver		
3000K	<b>1005292</b>	<b>22.00</b>

## LED QPAR111 GU10



220-240V ~50/60Hz  
Wattage: 7.3W  
Material: plastic/aluminium  
Diameter: 11.1 cm L: 7.1 cm

Luminous flux	500lm
Lamp current	0.051A
Max. luminosity	1000cd
Colour rendering index	93
Output	7,3W
Energy consumption/1000h	8kWh

Options	Prod. no.	GBP
<input type="radio"/> silver 2700K	1005294	22.00
<input type="radio"/> silver 3000K	1005295	22.00
<input type="radio"/> silver 4000K	1005296	22.00

## LED A60 E27, tunable 2700-6500K, smart

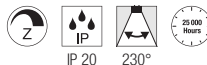


220-240V ~50/60Hz  
Wattage: 9W  
Material: polyamide 66 (PA 66)  
Diameter: 6 cm L: 11 cm

Luminous flux	800lm
Lamp current	0.067A
Colour rendering index	92
Output	9W
Energy consumption/1000h	9kWh

Options	Prod. no.	GBP
<input type="radio"/> white 2700-6500K	1005317	28.00

## LED A60 E27, RGBW, smart

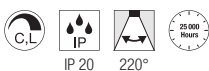


220-240V ~50/60Hz  
Wattage: 9W  
Material: polyamide 66 (PA 66) / polycarbonate (PC)  
Diameter: 6 cm L: 11 cm

Luminous flux	800lm
Lamp current	0.073A
Colour rendering index	92
Output	9W
Energy consumption/1000h	9kWh

Options	Prod. no.	GBP
<input type="radio"/> white	1005318	39.00

## LED A60 E27

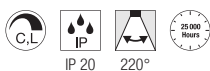


220-240V ~50/60Hz  
Wattage: 9W  
Material: plastic  
Diameter: 6 cm L: 11 cm

Luminous flux	800lm
Lamp current	0.048A
Colour rendering index	90
Output	9W
Energy consumption/1000h	9kWh

Options	Prod. no.	GBP
<input type="radio"/> white 2700K	1005301	7.00

## LED A60 E27



220-240V ~50/60Hz  
Wattage: 13.2W  
Material: plastic  
Diameter: 6 cm L: 12 cm

Luminous flux	1300lm
Lamp current	0.062A
Colour rendering index	93
Output	13,2W
Energy consumption/1000h	13kWh

Options	Prod. no.	GBP
<input type="radio"/> white 2700K	1005302	11.00

## LED A60 E27



220-240V ~50/60Hz  
Wattage: 7.5W  
Material: glass  
Diameter: 6 cm L: 10.5 cm

Luminous flux	800lm
Lamp current	0.038A
Colour rendering index	93
Output	7,5W
Energy consumption/1000h	8kWh

Options	Prod. no.	GBP
<input type="radio"/> transparent 2700K	1005303	9.00

**LED T38**  
E27

220-240V ~50/60Hz  
Wattage: 8W  
Material: plastic  
Diameter: 3.8 cm L: 11.6 cm

Luminous flux	880lm
Lamp current	0.035A
Colour rendering index	94
Output	8W
Energy consumption/1000h	8kWh

Options	Prod. no.	GBP
<input type="radio"/> white		
<input type="radio"/> 3000K	1005289	9.00
<input type="radio"/> white		
<input type="radio"/> 4000K	1005290	9.00

**LED T45**  
E27

220-240V ~50/60Hz  
Wattage: 13.5W  
Material: plastic  
Diameter: 4.5 cm L: 14 cm

Luminous flux	1520lm
Lamp current	0.06A
Colour rendering index	94
Output	13,5W
Energy consumption/1000h	14kWh

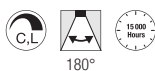
Options	Prod. no.	GBP
<input type="radio"/> white		
<input type="radio"/> 3000K	1005307	11.00
<input type="radio"/> white		
<input type="radio"/> 4000K	1005308	11.00

**LED ST64**  
E27

220-240V ~50/60Hz  
Wattage: 7.5W  
Material: glass  
Diameter: 6.4 cm L: 14.5 cm

Luminous flux	700lm
Lamp current	0.038A
Colour rendering index	90
Output	7,5W
Energy consumption/1000h	8kWh

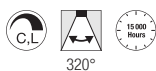
Options	Prod. no.	GBP
<input checked="" type="radio"/> gold		
<input type="radio"/> 2500K	1005265	23.00

**LED A60**  
E27, Mirrorhead, Chrom

220-240V ~50/60Hz  
Wattage: 7.5W  
Material: glass  
Diameter: 6 cm L: 10.5 cm

Luminous flux	720lm
Lamp current	0.038A
Colour rendering index	92
Output	7,5W
Energy consumption/1000h	8kWh

Options	Prod. no.	GBP
<input checked="" type="radio"/> chrome		
<input type="radio"/> 2700K	1005305	17.00

**LED ST58**  
E27

220-240V ~50/60Hz  
Wattage: 7.5W  
Material: glass  
Diameter: 5.8 cm L: 14.2 cm

Luminous flux	800lm
Lamp current	0.038A
Colour rendering index	93
Output	7,5W
Energy consumption/1000h	8kWh

Options	Prod. no.	GBP
<input type="radio"/> transparent		
<input type="radio"/> 2700K	1005268	11.00

**LED G125**  
E27

220-240V ~50/60Hz  
Wattage: 7.5W  
Material: glass  
Diameter: 12.5 cm L: 17.8 cm

Luminous flux	800lm
Lamp current	0.038A
Colour rendering index	93
Output	7,5W
Energy consumption/1000h	8kWh

Options	Prod. no.	GBP
<input type="radio"/> transparent		
<input type="radio"/> 2700K	1005310	16.00







TENSEO  
TRANSFORMER | 868



TRANSFORMER | 868



DALI INTERFACE | 868



CONVERTER | 868



DALI UNIVERSAL  
DIMMER | 869



DALI  
CONTROLLER | 869



CONTROLLER | 869



LED POWER  
SUPPLY | 869,  
870, 871



DIMMABLE LED  
POWER SUPPLY |  
871, 872



LED DRIVER | 870,  
872, 875, 876, 877



DIMMABLE  
LED DRIVER | 871,  
872, 873, 874, 875



RF MODULE | 874, 875



CEILING HOOK | 878



CABLE CLAMP | 878



GLENOS® CEILING  
ROSETTE | 878



TEXTILE CABLE | 878



CABLE, 3-POLE | 878



WIRE ROPE  
SUSPENSION | 878



STOPPER FOR  
WIRE ROPE | 879



CABLE  
EXTENSION | 879



CONNECTOR  
STRIP | 879



DOUBLE-SIDED  
TAPE | 879



GU10 LED  
CONNECTION  
BOX | 880



GU10 CONNECTION  
BOX | 880



GU10 SOCKET | 880



CONNECTION  
BOX | 881



T-CONNECTOR  
BOX | 881



CONNECTION  
BOX | 881

**TENSEO TRANSFORMER**  
12V AC | 50VA conventional



220-240V ~50/60Hz  
H: 11 cm  
Diameter: 11.1 cm  
Material: steel/brass

Output voltage	12V AC
Wattage up to	60W
Thermal protection	130°C
Number of secondary outputs	1

Options	Prod. no.	GBP
● black	1002691	96.00
○ white	1002692	96.00
● chrome	1002693	99.00

**TENSEO TRANSFORMER**  
12V AC | 105VA conventional



220-240V ~50/60Hz  
H: 11 cm  
Diameter: 11.1 cm  
Material: brass/glass

Output voltage	12V AC
Wattage up to	105W
Thermal protection	130°C
Number of secondary outputs	1

Options	Prod. no.	GBP
○ white	138981	116.00
● chrome	138982	127.00

**TENSEO TRANSFORMER**  
12V AC | 210VA conventional



220-240V ~50/60Hz  
H: 11 cm  
Diameter: 13.5 cm  
Material: steel/brass

Output voltage	12V AC
Wattage up to	210W
Thermal protection	130°C
Number of secondary outputs	1

Options	Prod. no.	GBP
○ white	138991	175.00
● chrome	138992	183.00

**TRANSFORMER**  
60VA | 12V AC



230V ~50Hz  
L: 10.5 cm W: 3.3 cm H: 2.2 cm  
Material: polycarbonate (PC)

Output voltage	12V AC
Wattage of	10W
Wattage up to	60W
Control gear power factor	0.98
Thermal protection	110°C
Number of secondary outputs	1

Options	Prod. no.	GBP
○ white	461060	25.00

**DALI INTERFACE**  
1-10V + on/off



250V AC  
L: 5.85 cm W: 3.25 cm H: 1.5 cm  
Material: plastic

- Suitable for controlling electronic ballasts with 1-10V control input
- Galvanic isolation of DALI input and 1-10V output

Output voltage	250V AC
Wattage up to	1000W

Options	Prod. no.	GBP
● grey	1002218	231.00

**CONVERTER**  
Phase dim -> DALI



100-240V ~50/60Hz  
L: 4.6 cm W: 4.5 cm H: 2 cm  
Material: polycarbonate (PC)

Output voltage	100-240V AC
Wattage of	0W
Wattage up to	200W

Options	Prod. no.	GBP
○ white	1006452	68.00





### DALI UNIVERSAL DIMMER 10-300W



230V AC  
L: 12.02 cm W: 3.02 cm H: 2.16 cm  
Material: plastic

- Suitable for R, L, and C thanks to automatic load detection.  
DALI power consumption: 6mA

Output voltage	230V AC
Wattage of	10W
Wattage up to	300W

Options	Prod. no.	GBP
● grey	1002221	308.00

### DALI CONTROLLER 24V DC



10V-24V DC  
L: 11.6 cm W: 4.2 cm H: 1.8 cm  
Material: polycarbonate (PC)

Output voltage	10-24V DC
Number of secondary outputs	1

Options	Prod. no.	GBP
● white/grey	1003106	55.00

### CONTROLLER LED Strip CCT / RGBW




12V/24V DC  
L: 14.5 cm W: 4.65 cm H: 1.6 cm  
Material: polycarbonate (PC)

Output voltage	12-24V DC
Wattage of	48W
Wattage up to	96W
Thermal protection	100°C

Options	Prod. no.	GBP
○ white	1006348	69.00

### LED POWER SUPPLY 15W | 12V




200-240V ~50/60Hz  
H: 2.5 cm  
Diameter: 5.5 cm  
Material: polycarbonate (PC)

Output voltage	12V DC
Wattage of	0W
Wattage up to	15W
Control gear power factor	0.9
Thermal protection	110°C
Number of secondary outputs	1

Options	Prod. no.	GBP
○ white	1005444	26.00

### LED POWER SUPPLY 15W | 24V

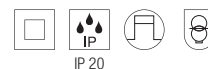


200-240V ~50/60Hz  
H: 2.2 cm  
Diameter: 5.5 cm  
Material: polycarbonate (PC)

Output voltage	24V DC
Wattage of	0W
Wattage up to	15W
Control gear power factor	0.9
Thermal protection	110°C
Number of secondary outputs	1

Options	Prod. no.	GBP
○ white	1005445	26.00

### LED POWER SUPPLY 20W | 12/24V



220-240V ~50/60Hz  
L: 11.5 cm W: 4.1 cm H: 2.5 cm  
Material: polycarbonate (PC)

Output voltage	12/24V DC
Wattage of	0W
Wattage up to	18W/20W
Control gear power factor	0.95
Thermal protection	110°C
Number of secondary outputs	1

Options	Prod. no.	GBP
○ white	1005381	34.00

**LED DRIVER**  
30W | 24V DC incl. strain relief



220-240V ~50/60Hz  
L: 30 cm W: 3 cm H: 1.6 cm  
Material: polycarbonate (PC)

Output voltage	24V DC
Wattage of	0W
Wattage up to	30W
Control gear power factor	0.95
Thermal protection	110°C
Number of secondary outputs	1

Options	Prod. no.	GBP
<input type="radio"/> white	1007250	43.00

**LED DRIVER**  
100W | 24V DC incl. strain relief



220-240V ~50/60Hz  
L: 35 cm W: 3 cm H: 1.8 cm  
Material: polycarbonate (PC)

Output voltage	24V DC
Wattage of	0W
Wattage up to	100W
Control gear power factor	0.95
Thermal protection	110°C
Number of secondary outputs	1

Options	Prod. no.	GBP
<input type="radio"/> white	1007251	69.00

**LED DRIVER**  
150W | 24V DC incl. strain relief



220-240V ~50/60Hz  
L: 35 cm W: 3 cm H: 1.8 cm  
Material: polycarbonate (PC)

Output voltage	24V DC
Wattage of	0W
Wattage up to	150W
Control gear power factor	0.95
Thermal protection	110°C
Number of secondary outputs	1

Options	Prod. no.	GBP
<input type="radio"/> white	1007252	86.00

**LED DRIVER**  
250W | 24V DC incl. strain relief




220-240V ~50/60Hz  
L: 40 cm W: 4 cm H: 2.2 cm  
Material: polycarbonate (PC)

Output voltage	24V DC
Wattage of	0W
Wattage up to	250W
Control gear power factor	0.95
Thermal protection	110°C
Number of secondary outputs	1

Options	Prod. no.	GBP
<input type="radio"/> white	1007253	103.00

**LED POWER SUPPLY**  
25W | 24V




220-240V ~50/60Hz  
L: 12.8 cm W: 5.2 cm H: 3 cm  
Material: polycarbonate (PC) / polycarbonate (PC)

Output voltage	24V DC
Wattage of	9.6W
Wattage up to	25W
Control gear power factor	0.95
Thermal protection	110°C
Number of secondary outputs	1

Options	Prod. no.	GBP
<input type="radio"/> white/grey	1006336	31.00

**LED POWER SUPPLY**  
50W | 24V



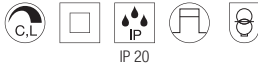
220-240V ~50/60Hz  
L: 18.4 cm W: 6.1 cm H: 3.2 cm  
Material: polycarbonate (PC) / polycarbonate (PC)

Output voltage	24V DC
Wattage of	12W
Wattage up to	50W
Control gear power factor	0.95
Thermal protection	110°C
Number of secondary outputs	1

Options	Prod. no.	GBP
<input type="radio"/> white/blue	1003104	43.00



## LED POWER SUPPLY 100W | 24V DC




220-240V ~50/60Hz  
L: 21 cm W: 6.7 cm H: 3.4 cm  
Material: polycarbonate (PC) /  
polycarbonate (PC)

Output voltage	24V DC
Wattage of	33W
Wattage up to	100W
Control gear power factor	0.95
Thermal protection	110°C
Number of secondary outputs	1

Options	Prod. no.	GBP
<input checked="" type="radio"/> white/blue	1003105	104.00

## LED DRIVER 30W | 24V DC DALI dimmable incl. strain relief

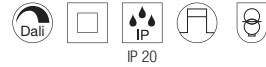


220-240V ~50/60Hz  
L: 30 cm W: 3 cm H: 1.6 cm  
Material: polycarbonate (PC)

Output voltage	24V DC
Wattage of	12W
Wattage up to	30W
Control gear power factor	0.95
Thermal protection	110°C
Number of secondary outputs	1

Options	Prod. no.	GBP
<input type="radio"/> white	1007254	52.00

## LED DRIVER 100W | 24V DC DALI dimmable incl. strain relief




220-240V ~50/60Hz  
L: 35 cm W: 3 cm H: 1.8 cm  
Material: polycarbonate (PC)

Output voltage	24V DC
Wattage of	30W
Wattage up to	100W
Control gear power factor	0.95
Thermal protection	110°C
Number of secondary outputs	1

Options	Prod. no.	GBP
<input type="radio"/> white	1007255	95.00

## LED DRIVER 150W | 24V DC DALI dimmable incl. strain relief

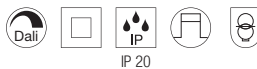


220-240V ~50/60Hz  
L: 35 cm W: 3 cm H: 1.8 cm  
Material: polycarbonate (PC)

Output voltage	24V DC
Wattage of	45W
Wattage up to	150W
Control gear power factor	0.95
Thermal protection	110°C
Number of secondary outputs	1

Options	Prod. no.	GBP
<input type="radio"/> white	1007256	121.00

## LED DRIVER 250W | 24V DC DALI dimmable incl. strain relief

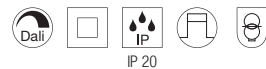


220-240V ~50/60Hz  
L: 40 cm W: 4 cm H: 2.2 cm  
Material: polycarbonate (PC)

Output voltage	24V DC
Wattage of	75W
Wattage up to	250W
Control gear power factor	0.95
Thermal protection	110°C
Number of secondary outputs	1

Options	Prod. no.	GBP
<input type="radio"/> white	1007257	138.00

## LED POWER SUPPLY 60W | DALI, 24V, 2 channel DALI dimmable




220-240V ~50/60Hz  
L: 20.2 cm W: 5.8 cm H: 3 cm  
Material: polycarbonate (PC)

Output voltage	24V DC
Wattage of	5W
Wattage up to	60W
Control gear power factor	0.95
Thermal protection	110°C
Number of secondary outputs	2

Options	Prod. no.	GBP
<input type="radio"/> white	1006133	132.00



**LED POWER SUPPLY**  
100W | 24V | 2 channel DALI  
dimmable




220-240V ~50/60Hz  
L: 34.7 cm W: 4 cm H: 2.2 cm  
Material: polycarbonate (PC)

Wattage of	5W
Wattage up to	100W
Control gear power factor	0.95
Thermal protection	110°C
Number of secondary outputs	2

Options	Prod. no.	GBP
<input type="radio"/> white	1006134	158.00

**LED DRIVER**  
10W | 200mA | dimmable including  
strain relief



220-240V ~50/60Hz  
L: 8.5 cm W: 4.1 cm H: 2.2 cm  
Material: polycarbonate (PC)

Output voltage	30-42V DC
Wattage of	6W
Wattage up to	8.4W
Control gear power factor	0.9
Thermal protection	110°C
Number of secondary outputs	1

Options	Prod. no.	GBP
<input type="radio"/> white	1007215	31.00

**LED DRIVER**  
6W | 350mA | Dimmable



220-240V ~50/60Hz  
L: 6.3 cm W: 4 cm H: 2.3 cm  
Material: polycarbonate (PC)

Output voltage	10-17V DC
Wattage of	3.5W
Wattage up to	5.9W
Control gear power factor	0.9
Thermal protection	110°C
Number of secondary outputs	1

Options	Prod. no.	GBP
<input type="radio"/> white	1002791	25.00

**LED DRIVER**  
20W | 350mA | Dimmable



220-240V 0/~50/60Hz  
L: 11.6 cm W: 4.1 cm H: 2.5 cm  
Material: polycarbonate (PC)

Output voltage	28-50V DC
Wattage of	9.8W
Wattage up to	17.5W
Control gear power factor	0.95
Thermal protection	110°C
Number of secondary outputs	1

Options	Prod. no.	GBP
<input type="radio"/> white	1007228	35.00

**LED DRIVER**  
20W | 350mA/500mA | PHASE




220-240V 0/~50/60Hz  
L: 11.6 cm W: 4.1 cm H: 2.5 cm  
Material: polycarbonate (PC)

Output voltage	10-30V DC
Wattage of	3.5W
Wattage up to	15W
Control gear power factor	0.95
Thermal protection	110°C
Number of secondary outputs	1

Options	Prod. no.	GBP
<input type="radio"/> white	1007227	35.00

**LED DRIVER**  
700mA | PHASE



220-240V ~50/60Hz  
L: 8.5 cm W: 4.1 cm H: 2.2 cm  
Material: polycarbonate (PC)

Output voltage	8.6-12.9V DC
Wattage of	6W
Wattage up to	9W
Control gear power factor	0.9
Thermal protection	110°C
Number of secondary outputs	1

Options	Prod. no.	GBP
<input type="radio"/> white	1007213	31.00



**LED DRIVER**  
20W | 700mA | Dimmable



200-240V ~50/60Hz  
L: 11.5 cm W: 4.1 cm H: 2.5 cm  
Material: polycarbonate (PC)

Output voltage	18-26V DC
Wattage of	12.6W
Wattage up to	18.2W
Control gear power factor	0.9
Thermal protection	110°C
Number of secondary outputs	1

Options	Prod. no.	GBP
<input type="radio"/> white	1006202	30.00

**LED DRIVER**  
40W | 700mA | Dimmable

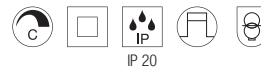


200-240V ~50/60Hz  
L: 14.5 cm W: 4 cm H: 3 cm  
Material: polycarbonate (PC)

Output voltage	32-54V DC
Wattage of	22.4W
Wattage up to	37.8W
Control gear power factor	0.9
Thermal protection	110°C
Number of secondary outputs	1

Options	Prod. no.	GBP
<input type="radio"/> white	1005446	39.00

**LED DRIVER**  
40W | 1050mA | Dimmable




220-240V ~50/60Hz  
L: 16.6 cm W: 5.2 cm H: 2.4 cm  
Material: polycarbonate (PC)

Output voltage	22-43V DC
Wattage of	23W
Wattage up to	45W
Control gear power factor	0.95
Thermal protection	110°C
Number of secondary outputs	1

Options	Prod. no.	GBP
<input type="radio"/> white	464804	49.00

**LED DRIVER**  
40W | 1000mA | Dimmable



220-240V ~50/60Hz  
L: 14.5 cm W: 4 cm H: 3 cm  
Material: polycarbonate (PC)

Output voltage	25-40V DC
Wattage of	26.3W
Wattage up to	42W
Control gear power factor	0.9
Thermal protection	110°C
Number of secondary outputs	1

Options	Prod. no.	GBP
<input type="radio"/> white	1005387	49.00

**LED DRIVER**  
25W | 150-700mA | DALI dimmable



220-240V 0/~50/60Hz  
L: 11.9 cm W: 5.2 cm H: 2.25 cm  
Material: polycarbonate (PC)

Output voltage	2-50V DC
Wattage of	0.3W
Wattage up to	25W
Control gear power factor	0.95
Thermal protection	110°C
Number of secondary outputs	1

Options	Prod. no.	GBP
<input type="radio"/> white	1007229	61.00

**LED DRIVER**  
25W | 150-300mA | DALI dimmable



220-240V ~50/60Hz  
L: 14.18 cm W: 4.38 cm H: 3 cm  
Material: polycarbonate (PC)

Output voltage	10-40V DC
Wattage of	1.5W
Wattage up to	12W
Control gear power factor	0.9
Thermal protection	110°C
Number of secondary outputs	1

Options	Prod. no.	GBP
<input type="radio"/> white	1006456	73.00

**RF MODULE**  
for DALI driver



**NEW**



L: 4.3 cm W: 3.1 cm H: 1.2 cm  
Material: polycarbonate (PC)

- Zigbee 3.0 Single Colour

**RF MODULE**  
for DALI driver



**NEW**

L: 4.3 cm W: 3.1 cm H: 1.2 cm  
Material: polycarbonate (PC)

- Casambi

**LED DRIVER**  
12W | 250mA DALI dimmable  
with RF interface



**NEW**



220-240V ~50/60Hz  
L: 14.18 cm W: 4.38 cm H: 3 cm  
Material: polycarbonate (PC)

Output voltage	10-40V DC
Wattage of	1.5W
Wattage up to	12W
Control gear power factor	0.9
Thermal protection	110°C
Number of secondary outputs	1

Options	Prod. no.	GBP
<input type="radio"/> white	1006199	33.00

Options	Prod. no.	GBP
<input type="radio"/> white	1006454	111.00

Options	Prod. no.	GBP
<input type="radio"/> white	1006194	73.00

**LED DRIVER**  
40W | 500mA DALI dimmable  
with RF interface



**NEW**



220-240V ~50/60Hz  
L: 12.3 cm W: 7.9 cm H: 3 cm  
Material: polycarbonate (PC)

Output voltage	10-42V DC
Wattage of	5W
Wattage up to	42W
Control gear power factor	0.95
Thermal protection	110°C
Number of secondary outputs	1

Options	Prod. no.	GBP
<input type="radio"/> white	1006195	86.00

**LED DRIVER**  
40W | 700mA DALI dimmable  
with RF interface



**NEW**



220-240V ~50/60Hz  
L: 12.3 cm W: 7.9 cm H: 3 cm  
Material: polycarbonate (PC)

Output voltage	10-42V DC
Wattage of	5W
Wattage up to	42W
Control gear power factor	0.95
Thermal protection	110°C
Number of secondary outputs	1

Options	Prod. no.	GBP
<input type="radio"/> white	1006196	86.00

**LED DRIVER**  
40W | 1050mA DALI dimmable  
with RF interface



**NEW**



220-240V ~50/60Hz  
L: 12.3 cm W: 7.9 cm H: 3 cm  
Material: polycarbonate (PC)

Output voltage	10-40V DC
Wattage of	5W
Wattage up to	42W
Control gear power factor	0.95
Thermal protection	110°C
Number of secondary outputs	1


Options	Prod. no.	GBP
<input type="radio"/> white	1006197	86.00





### LED DRIVER

20W | 250-700mA 1-10V/DALI dimmable




220-240V ~50/60Hz  
L: 15 cm W: 5.2 cm H: 2.8 cm  
Material: polycarbonate (PC)

Output voltage	6-60V DC
Wattage of	1.5W
Wattage up to	20W
Control gear power factor	0.9
Thermal protection	110°C
Number of secondary outputs	1

Options	Prod. no.	GBP
<input type="radio"/> white	1002423	73.00

### LED DRIVER

40W | 500-1050mA 1-10V/DALI dimmable




220-240V ~50/60Hz  
L: 12.3 cm W: 7.9 cm H: 2.4 cm  
Material: polycarbonate (PC)

Output voltage	9-58V DC
Wattage of	4.5W
Wattage up to	40W
Control gear power factor	0.9
Thermal protection	110°C
Number of secondary outputs	1

Options	Prod. no.	GBP
<input type="radio"/> white	1002424	78.00

### LED DRIVER

50W | 700-1500mA 1-10V/DALI dimmable



220-240V ~50/60Hz  
L: 12.3 cm W: 7.9 cm H: 2.4 cm  
Material: polycarbonate (PC)

Output voltage	6-58V DC
Wattage of	4.2W
Wattage up to	50W
Control gear power factor	0.9
Thermal protection	110°C
Number of secondary outputs	1


Options	Prod. no.	GBP
<input type="radio"/> white	1002425	83.00

### LED DRIVER

40W | 1050mA DALI CCT tunable



NEW



220-240V ~50/60Hz  
L: 12.3 cm W: 7.9 cm H: 3 cm  
Material: polycarbonate (PC)

Output voltage	10-40V DC
Wattage of	5W
Wattage up to	42W
Control gear power factor	0.9
Thermal protection	110°C
Number of secondary outputs	7

Options	Prod. no.	GBP
<input type="radio"/> white	1006198	133.00

### RF MODULE

for DALI driver



NEW



L: 4.3 cm W: 3.1 cm H: 1.2 cm  
Material: polycarbonate (PC)

- Zigbee 3.0 Dual Colour

Options	Prod. no.	GBP
<input type="radio"/> white	1006455	33.00

### LED DRIVER

10W | 250mA



220-240V ~50/60Hz  
L: 6.5 cm W: 3.9 cm H: 2 cm  
Material: polycarbonate (PC)

Output voltage	26-40V DC
Wattage of	6.5W
Wattage up to	10W
Control gear power factor	0.9
Thermal protection	110°C
Number of secondary outputs	1

Options	Prod. no.	GBP
<input type="radio"/> white	1004780	23.00

**LED DRIVER**  
3W | 350mA

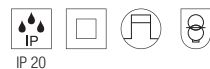


100-240V ~50/60Hz  
L: 6.5 cm W: 2.9 cm H: 1.8 cm  
Material: polycarbonate (PC)

Output voltage	2,7-10V DC
Wattage of	1W
Wattage up to	3,5W
Control gear power factor	0.4
Thermal protection	110°C
Number of secondary outputs	1

Options	Prod. no.	GBP
<input type="radio"/> white	1005248	14.00

**LED DRIVER**  
3W | 350mA AMP socket included



100-240V ~50/60Hz  
L: 6.5 cm W: 2.9 cm H: 1.8 cm  
Material: polycarbonate (PC)

Output voltage	2,7-10V DC
Wattage of	1W
Wattage up to	3.5W
Control gear power factor	0.4
Thermal protection	110°C
Number of secondary outputs	1

Options	Prod. no.	GBP
<input type="radio"/> white	1007270	17.00

**LED DRIVER**  
20W | 350mA



220-240V 0/~50/60Hz  
L: 11.6 cm W: 4.1 cm H: 2.5 cm  
Material: polycarbonate (PC)

Output voltage	2-54V DC
Wattage of	0.7W
Wattage up to	19W
Control gear power factor	0.95
Thermal protection	110°C
Number of secondary outputs	1

Options	Prod. no.	GBP
<input type="radio"/> white	1007225	26.00

**LED DRIVER**  
21W | 500mA including strain relief

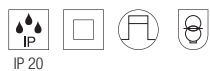


220-240V 0/~50/60Hz  
L: 11.6 cm W: 4.1 cm H: 2.5 cm  
Material: polycarbonate (PC)

Output voltage	2-42V DC
Wattage of	1W
Wattage up to	21W
Control gear power factor	0.95
Thermal protection	110°C
Number of secondary outputs	1

Options	Prod. no.	GBP
<input type="radio"/> white	1007226	26.00

**LED DRIVER**  
3W | 700mA including strain relief



100-240V ~50/60Hz  
L: 6.5 cm W: 2.9 cm H: 1.8 cm  
Material: polycarbonate (PC)

Output voltage	2,7-4V DC
Wattage of	1.9W
Wattage up to	2.8W
Control gear power factor	0.4
Thermal protection	110°C
Number of secondary outputs	1

Options	Prod. no.	GBP
<input type="radio"/> white	1007216	20.00

**LED DRIVER**  
30W | 700mA



220-240V ~50/60Hz  
L: 14.7 cm W: 4.3 cm H: 3 cm  
Material: polycarbonate (PC)

Output voltage	30-42V DC
Wattage of	21W
Wattage up to	29,5W
Control gear power factor	0.9
Thermal protection	110°C
Number of secondary outputs	1

Options	Prod. no.	GBP
<input type="radio"/> white	1004781	27.00



## LED DRIVER

40W | 1050mA



220-240V ~50/60Hz  
L: 14.7 cm W: 4.3 cm H: 3 cm  
Material: polycarbonate (PC)

Output voltage	30-42V DC
Wattage of	31.5W
Wattage up to	44W
Control gear power factor	0.9
Thermal protection	110°C
Number of secondary outputs	1

Options	Prod. no.	GBP
<input type="radio"/> white	1004782	31.00

## LED DRIVER

40W | 700/900/1000mA



120-277V ~50/60Hz  
L: 12.3 cm W: 7.9 cm H: 3 cm  
Material: polycarbonate (PC)

Output voltage	28-52V DC
Wattage of	19.6W
Wattage up to	40W
Control gear power factor	0.9
Thermal protection	110°C
Number of secondary outputs	3

Options	Prod. no.	GBP
<input type="radio"/> white	1006120	49.00





## CEILING HOOK



L: 4.6 cm  
Diameter: 1.8 cm  
Material: aluminium

Options	Prod. no.	GBP
● black	132670	17.00
○ white	132671	17.00

## CABLE CLAMP



L: 3.1 cm  
Diameter: 1.4 cm  
Material: aluminium

Options	Prod. no.	GBP
● black	132680	11.00
○ white	132681	11.00

## GLENOS® Ceiling rosette



220-240V ~50/60Hz  
L: 8.5 cm W: 8.5 cm H: 2.7 cm  
Material: aluminium

Nominal voltage	220-240V ~50/60Hz
Max. current load	8.5A

Options	Prod. no.	GBP
● black	210060	28.00
○ white	210061	28.00
● grey	210064	28.00

## TEXTILE CABLE 3-pin, 10 m



L: 1000 cm  
Diameter: 0.6 cm  
Material: polyvinyl chloride (PVC)/textile

Max. voltage 300V ACV

Options	Prod. no.	GBP
● black	961270	54.00

## CABLE 3-pin, 3 x 0,75 mm<sup>2</sup>, 10 m



L: 1000 cm

Max. voltage 300V ACV

Options	Prod. no.	GBP
○ transparent	961250	24.00

## WIRE ROPE SUSPENSION




L: 500cm  
Diameter: 0.15 cm  
Material: steel/plastic

Max. voltage 300V ACV

Options	Prod. no.	GBP
○ silver	961037	18.00



## STOPPER FOR WIRE ROPE



IP 20

Diameter: 0.7 cm  
Material: steel

## CABLE EXTENSION



IP 20

L: 100 cm  
Material: plastic

- With amp plug and socket

Max. current load 0.35A

Options	Prod. no.	GBP
<input checked="" type="radio"/> grey	961034	25.00

Options	Prod. no.	GBP
<input type="radio"/> white	111861	7.00

CONNECTOR STRIP  
3 outlets

IP 20

L: 5.2 cm W: 1.4 cm H: 1.3 cm  
Material: plastic

## DOUBLE-SIDED TAPE



L: 300 cm W: 0.9 cm


Max. current load 0.35A

Options	Prod. no.	GBP
<input checked="" type="radio"/> black	111850	12.00

Options	Prod. no.	GBP
<input type="radio"/> transparent	220000	13.00



### GU10 LED CONNECTION BOX with base, max. 10W



L: 3.8 cm W: 3.1 cm H: 1.7 cm  
Material: plastic

### GU10 CONNECTION BOX with base, universal



220-240V ~50/60Hz  
L: 2.8 cm W: 2.8 cm H: 3.7 cm  
Material: ceramic/plastic

- Cable length 15 cm

### GU10 SOCKET



230V ~50Hz  
H: 1.6 cm  
Diameter: 2.8 cm  
Material: ceramic

- Cable length 15 cm

Nominal voltage 230V ~50Hz

Options	Prod. no.	GBP
● black	1007283	6.00

Options	Prod. no.	GBP
● white/black	1000909	7.00

Options	Prod. no.	GBP
○ white	955135	2.00





### CONNECTION BOX IP68, 3-pin



IP 68

230V ~50Hz  
L: 11.5 cm  
Diameter: 2.7 cm  
Material: polyamide (PA)

Nominal voltage	230V ~50Hz
Max. voltage	450V ACV
Max. current load	17.5A

Options	Prod. no.	GBP
● black	228730	20.00

### T-CONNECTOR BOX IP68, 3-pin



IP 68

230V ~50Hz  
L: 11 cm W: 6.4 cm H: 3 cm  
Material: polyamide (PA)

Nominal voltage	230V ~50Hz
Max. voltage	500V DCV
Max. current load	17.5A

Options	Prod. no.	GBP
● black	228726	31.00

### CONNECTION BOX IP68, 5-pin



IP 68

230V ~50Hz  
L: 13 cm  
Diameter: 3.2 cm  
Material: polyamide (PA)

Nominal voltage	230V ~50Hz
Max. voltage	450V ACV
Max. current load	32A

Options	Prod. no.	GBP
● black	228725	16.00

### CONNECTION BOX IP68, 5-pin, DALI



NEW



IP 68

450V  
L: 18 cm W: 6.3 cm H: 3.3 cm  
Material: polyamide 66 (PA 66)

Nominal voltage	450V
Max. current load	16A

Options	Prod. no.	GBP
● black	1006453	31.00

# SYMBOLS KEY



## Recommendations

Displays accessories and recommended lamps for the chosen product



Power cable length in cm  
Supply cable length in cm (with open cable end)

**MIX**  
match

## Mix & Match

Indicates products that can be combined



Shape of the installation opening

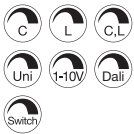


## Energy efficiency class

„This light is suitable for bulbs with an energy class rating of ...“



Specification of the installation depth



Dimmable with:

- **C** = Trailing-edge phase dimmer
- **L** = Leading-edge phase dimmer
- **Uni** = Universal dimmer
- **1-10 V**
- **Dali** = DALI bus system
- **Switch** = Switch/button or touch control on the light



Product's capacity to be driven over specified



The weight capacity of the product up to specified value in tonnes. Measurements based on concrete installation.



Allows the installation of electrical control equipment on materials whose flammability is not known.



Protection classes

- Protection class I / Protective conductor
- Protection class II / Protection by double or reinforced insulation
- Protection category III / Protection through low voltage



Through-wiring possible



**IP** protection type:

Indicates the suitability of electrical equipment for different environmental conditions.



Independent converter:  
Control equipment also for use outside of lights



**IK** impact resistance rating

The IK impact resistance rating is a measure of the resistance of housings for electrical equipment to mechanical stress, especially impact stress.



Short-circuit protected safety control equipment



For indoor use only Not suitable for indoor use



Half-diffusion angle:

Describes the beam angle in degrees. The smaller the angle, the more concentrated the light will be.



Connected lighting:  
Indicates smart products that use the following protocols:  
· Zigbee®  
· DALI  
· Bluetooth



Rotation and pivoting capacity in degrees:

- Rotation range
- Pivot range
- Gimballed



**CCT** switch:  
By means of an integrated CCT switch, the light colour can be changed from 2700 K, 3000 K, 4000 K to 6500 K during installation.



**Unified Glare Rating:**

The lower the UGR value, the lower the psychological glare.



Indicates lights with RGB+W and RGB (red-green-blue + white and red-green-blue)



Preservation of luminous flux:

Describes the amount by which the luminous flux of an LED decreases during a specified period.



**Dim-to-Warm:**  
With dimmers, the light colour can be altered from cold white to warm white.



Pendant cable length in cm



· Products with integrated LEDs  
· Products with lamp socket



Link to the multi-brand business lighting online shop at [www.KS-Light.co.uk](http://www.KS-Light.co.uk)

Your business advantages at KS Licht make your daily work easier.

Use our KS multi-brand business lighting online shop at [www.KS-Light.co.uk](http://www.KS-Light.co.uk) and benefit from the following advantages and functions:

- Current special offers and novelties
- Online check of product availability
- Find and order all spare parts easily
- Quick order form for quick entry of your order
- All catalogs for download or as an online flip catalog with product links
- Tender texts, light distribution curves/LDT plugins and quick calculation tables
- Simple product search through detailed filter functions
- Display of your individual purchasing conditions, delivery and payment conditions
- Dropshipping delivery directly to your customers (delivery addresses can be entered online)
- Appropriate product recommendations for lamps, accessories, drivers, electronic ballasts, etc.
- Display of alternative products and product families/variants
- Online chat with our consultants for your questions
- Online archive of your already placed online orders
- Remaining stock offers at rock-bottom prices

---

**Confidential customer information:**

All prices are exclusive of VAT.

The sales prices listed are recommended prices. The Euro prices serve as a calculation aid for the specialised trade. With the publication of this price list, the prices in all previous price lists are no longer valid.

Our luminaire prices do not include lamps unless the product description indicates that the luminaire is supplied with lamps. Lamp wattages refer to maximum values.

The illustrations and information contained in this catalogue are for illustrative purposes only and are non-binding in terms of colour, shape, design and technical data.

Dispatch is generally ex works and carriage forward.

Custom-made products of any kind, components of our product range assembled at the customer's request and lamps are excluded from exchange. For orders below an order value of 70.00 €, a minimum quantity surcharge of 8,00 € will be charged.

When ordering, please always state the item number as well as the colour and quantity. This saves queries and errors.

For urgent orders, we offer you the following delivery methods, provided that the goods are available in stock and the order is received by 12.00 noon, we offer the following types of delivery:

- Over-night delivery by 10.30 a.m. or 12.00 p.m. in Germany via express-delivery
- Delivery on the same day by direct drive to the place of destination.

We will be happy to inform you about the costs in individual cases.

Opening hours:

Monday - Thursday continuously from 08.00 a.m. to 4.30 p.m.

Friday continuously from 08.00 a.m. to 3.00 p.m.

During this time, you can reach our sales team by calling **+49 (0)201-899 24-0**.

For your fax order you can use the fax number **+49 (0)201-899 24 124**.


You can reach us by email at [Verkauf@KS-Germany.com](mailto:Verkauf@KS-Germany.com).

We will be happy to provide you with our General Terms and Conditions on request. You will also find them on the back of our letter and online at [www.ks-germany.com/de/agb](http://www.ks-germany.com/de/agb). We do not recognise any conflicting terms and conditions of purchase.

**KS Licht- u. Elektrotechnik GmbH, Manderscheidstr. 8c, 45141 Essen**







KS Licht- u. Elektrotechnik GmbH  
Manderscheidstr. 8c  
D-45141 Essen

Tel.: +49 (0)201-89924-0  
Fax: +49 (0)201-89924-124

Internet: [www.KS-Germany.com](http://www.KS-Germany.com)  
Email: [Verkauf@KS-Germany.com](mailto:Verkauf@KS-Germany.com)