

SLV

THE BEST MEDO[®] OF ALL TIME.

Next generation lighting solutions.

always
up to date!

download the current pricelist at

KS-Light.co.uk/price_list_MEDO

or scan the qr-code below!



Find our terms and conditions for business customers [here](#)



KS and SLV: strong partners in lighting for more than 30 years

PICK-UP CENTER IN ESSEN

For more than 30 years KS Licht- und Elektrotechnik GmbH complements the products and services of SLV with a variety of services. We maintain a pick-up center for SLV products in the heart of the Ruhr area, where you can pick up the goods ordered from us at short notice.

EXPERIENCE SLV LUMINAIRES LIVE

We present a large selection of SLV luminaires on more than 300 m² of exhibition space. Here, our professionally trained consultants and lighting designers will advise you personally. At the same time, you can use our exhibition to present our luminaires to your customers in terms of function and effect. Convince yourself of the quality of our outdoor luminaires in the outdoor exhibition.

FREE LIGHTING DESIGN

We develop practical lighting solutions with you and according to your needs. Whether for business premises, salesrooms or private ambience: our lighting designers always have the right concepts for a demand-oriented and energetically sensible solution. We will be happy to calculate the payback time of your new, energy-saving LED lighting for you.

KS MULTI-BRAND LUMINAIRES ONLINE SHOP

In our business online shop at www.KS-Light.co.uk you will find everything that supports you in your daily work:

- Current special offers and new products
- Online check of product availability
- Find and order all spare parts easily
- Quick order form
- All catalogues for downloading or as a flip catalogue with Product links
- Specification texts, light distribution curves/LDT plug-ins and quick calculation tables

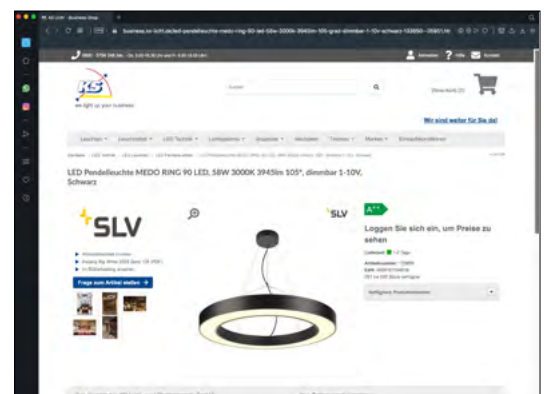
KS Licht- u. Elektrotechnik GmbH
Manderscheidstr. 8c
45141 Essen

Tel.: +49 (0)201-89924-0
Fax: +49 (0)201-89924-124

Onlineshop: www.KS-Light.co.uk
Internet: www.KS-Germany.com
Email: Verkauf@KS-Germany.com

Visit us on site or call us:

Monday-Thursday continuously from 08.00 hrs to 16.30 hrs
Friday continuously from 08.00 hrs to 15.00 hrs



Scan the link to our quick order form and get up-to-date information about the availability of goods!



www.KS-Light.co.uk/quick-order-form





THE NEW MEDO® LIGHTS

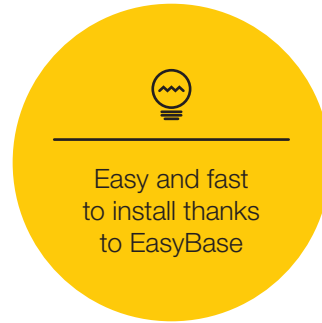
Timeless design. Contemporary upgrades.

How does one make a modern classic even better? First and foremost, by preserving that which makes MEDO® lights so popular with you, our customers. We're talking about timeless design, outstanding quality and excellent functionality. However, we have also listened to your requests.

The new MEDO® and MEDO® Pro models now offer even better output and efficiency. Not only do they meet requirements; they'll hopefully also exceed your expectations. Discover the best MEDO® of all time.

NEW GENERATION OF THE MEDO® FAMILY

New, high-performance solutions.



Easy and fast
to install thanks
to EasyBase

MEDO®

- CCT switch 2.700 K / 3.000 K / 4.000 K
- Four casing sizes in three different colours
- Greater indirect light dispersion
- Longer service life and improved energy efficiency



MEDO® PRO

- Available in opal (UGR<25) or prismatic (UGR>19) design
- CCT switch 3.000 K / 4.000 K
- L80/B10 – 50.000h
- Luminous efficacy from 120 lm/W

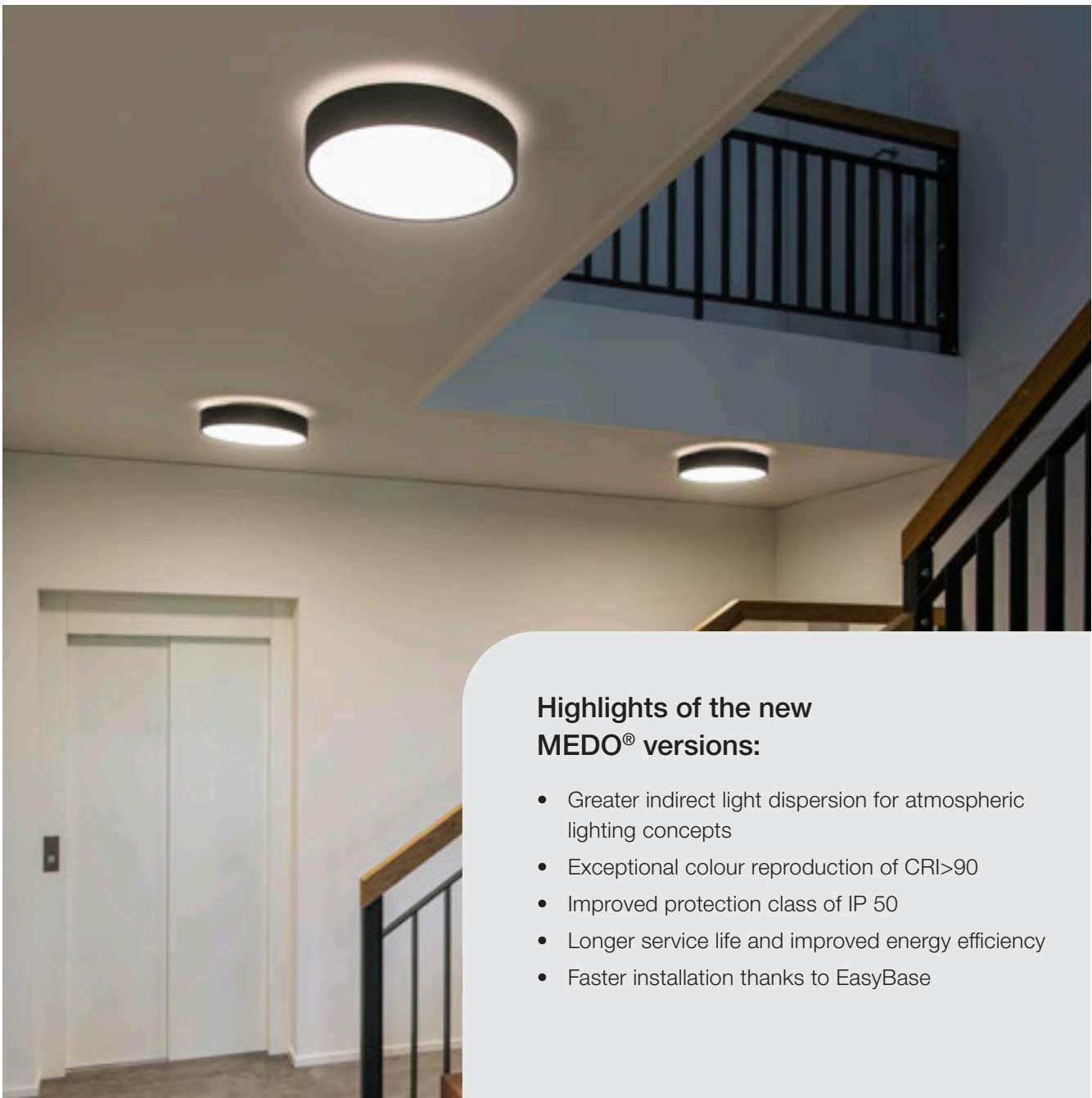


MEDO® PRO DC

- Emergency lighting feature thanks to integrated DC driver
- UGR<19
- L80/B10 – 50.000h
- Luminous efficacy from 120 lm/W



One designer classic is now split into three: the MEDO®, MEDO® PRO and MEDO® PRO DC. The new MEDO® luminaires offer tailored solutions for your individual lighting requirements. From cosy living rooms to demanding commercial projects, there's the right MEDO® for every situation. MEDO® is versatile thanks to its improved protection class (IP 50) and outstanding colour reproduction with a CRI value of over 90. Installation is easy and fast thanks to EasyBase



Highlights of the new MEDO® versions:

- Greater indirect light dispersion for atmospheric lighting concepts
- Exceptional colour reproduction of CRI>90
- Improved protection class of IP 50
- Longer service life and improved energy efficiency
- Faster installation thanks to EasyBase

Other lights in the MEDO® family:



MEDO® SQUARE



MEDO® RING



MEDO® EL, Mounting frame




MEDO® EL, Frameless



INSTALLATION WITH EasyBase

Easier and faster than ever.

EasyBase makes installing each of the new MEDO® versions a breeze. EasyBase is more than just a practical template for drilling holes; it also enables fast and easy mounting of lights. After attaching and wiring your EasyBase in its desired location, you can conveniently select the colour temperature using the CCT switch on the light. Pay attention to the green markings and click the light into place. It's never been easier to create perfect lighting for your rooms.



Scan the QR code to watch the MEDO® installation video.


Fast installation thanks to EasyBase.



1. Screw and wire EasyBase to the ceiling



2. Select the colour temperature via the CCT switch on the light


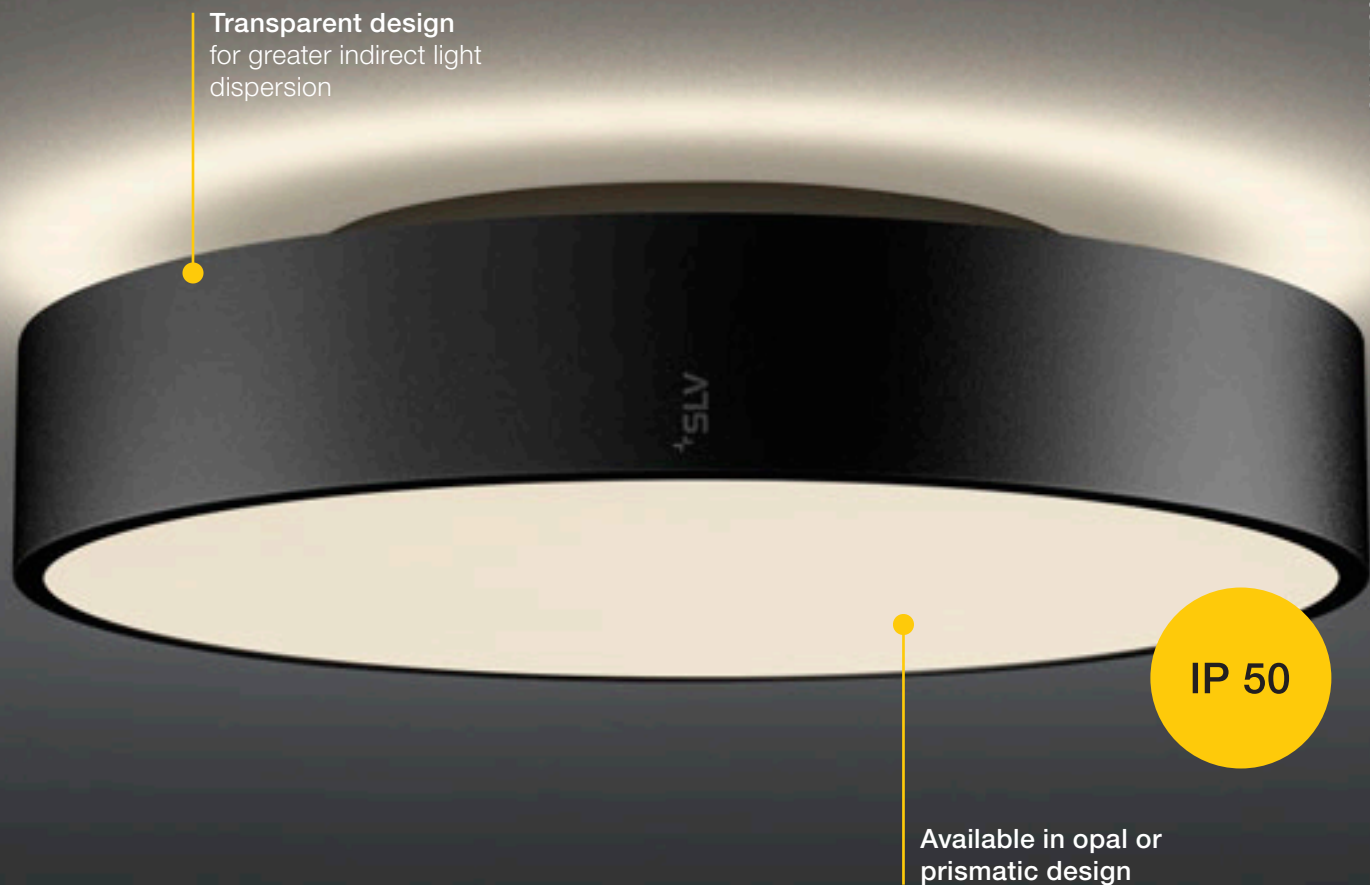


3. Pay attention to the green markings



4. Click light into place*

*For MEDO® versions 60 and 90, a safety chain must also be attached which is provided in the scope of delivery.




All MEDO® versions can also be used as pendant lights. For this, you will need a suspension kit which can be ordered separately.


Options	Colour	Prod. no.
Suspension kit 1.5 m	●	135250
	○	135251
	●	135254
Suspension kit 5 m	●	1001952
	○	1001950
	●	1001951

MEDO®

OVERVIEW



NEW



NEW




NEW

MEDO®
CW

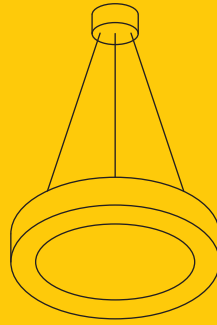
MEDO® PRO
CW

MEDO® PRO DC
CW

Sizes	30 40 60 90	30 40 60 90	30 40 60 90
Suspension kit	1.5 5 m (not included)	1.5 5 m (not included)	1.5 5 m (not included)
EasyBase	✓	✓	✓
CCT switch	✓	✓	✓
DALI	–	✓	✓
Phase	C	C	–
1-10V	–	–	–
UGR	22 25	19 25	19
DC	–	–	✓

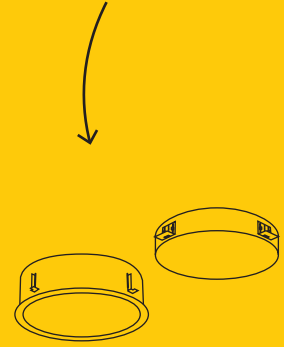


MEDO®
CL, SQUARE



MEDO® RING
PD

LED drivers are not included and must be ordered separately.



MEDO®
EL, FRAMELESS | MOUNTING FRAME

MEDO® CL, SQUARE	MEDO® RING PD	MEDO® EL, FRAMELESS MOUNTING FRAME
60	60	30 40 60
1.5 5 m (not included)	1.5 m (included)	-
-	-	-
-	-	✓
✓	✓	✓*
-	-	✓*
✓	✓	✓*
22	22	25
-	-	-


*Requires driver

THE NEW MEDO® – THE RELIABLE ALL-ROUNDER

Improved energy efficiency, longer service life and greater indirect light dispersion. Three elegant casing colours and a CCT switch that enables you to choose between 2.700 K, 3.000 K and 4.000 K lets you personalise your lighting situation. An improved protection class of IP 50 and outstanding colour rendering index of CRI>90 ensure extraordinary quality.



66 mm
plus EasyBase

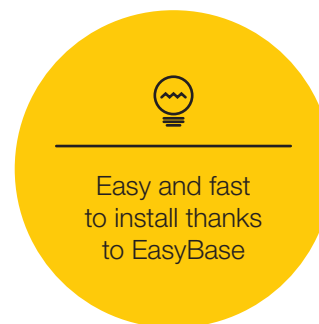
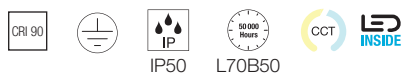


MEDO® 30, 40 AND 60 CW, PHASE

220-240V ~50/60Hz

Material: aluminium/polystyrene (PS)

● Black ○ White ● Grey



MEDO® 90 CL, PHASE

220-240V ~50/60Hz

Material: aluminium/polystyrene (PS)

● Black ○ White ● Grey

Design	Control	Ø mm	Colour	Prod. no.	Luminous flux lm			Output W	Efficiency lm/W	UGR		SDCM
					2.700 K	3.000 K	4.000 K					
Opal	Phase	280	●	1007316	1.050	1.100	1.200	12	100	≤25	110°	≤3
			○	1007317								
			●	1007318								
		380	●	1007319	2.100	2.200	2.350	20	118	≤25		
			○	1007320								
			●	1007321								
		600	●	1007322	4.050	4.250	4.550	39	117	≤22		
			○	1007323								
			●	1007324								
		900	●	1007325	8.300	8.700	9.350	79	118	≤22		
			○	1007326								
			●	1007327								

 MEDO® 60








THE NEW MEDO® PRO – QUALITY FOR THE HIGHEST DEMANDS

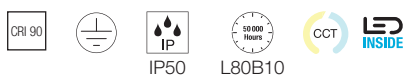
The new MEDO® PRO offers the benefits of DALI-compatibility and a CCT switch for flexible colour selection of between 3.000 K and 4.000 K. The CRI value of over 90 guarantees outstanding colour reproduction. You will be sure to find the right solution for your project thanks to the choice between an opal (UGR<25) and prismatic (UGR<19) cover.

MEDO® PRO

Design	Control	Ø mm	Colour	Prod. no.	Luminous flux lm		Output W	Efficiency lm/W	UGR		SDCM
					3.000 K	4.000 K					
Opal	DALI	280	●	1007286	1.350	1.350	10	135	≤25	110°	≤3
			○	1007287							
		380	●	1007294	2.650	2.650	19	139			
			○	1007295							
		600	●	1007302	5.450	5.500	39	141			
			○	1007303							
	Phase		900	●	1007310	11.000	11.200	75	149		
				○	1007311						
			280	●	1007290	1.350	1.350	10	135		
				○	1007291						
Phase		380	●	1007298	2.650	2.650	19	139			
			○	1007299							
		600	●	1007306	5.450	5.500	37	141			
			○	1007307							
900	●	1007314	11.000	11.200	74	149					
	○	1007315									



66 mm
plus EasyBase



**MEDO® PRO 30, 40, 60 AND 90
PHASE OR DALI**

220-240V ~50/60Hz

Material: aluminium/polystyrene (PS)

● Black ○ White

MEDO® PRO


Design	Control	Ø mm	Colour	Prod. no.	Luminous flux lm		Output W	Efficiency lm/W	UGR		SDCM
					3.000 K	4.000 K					
Prismatic	DALI	280	● 1007284	1.250	1.250	10	125	≤19	80°	≤3	
			○ 1007285								
		380	● 1007292	2.400	2.500	19	132				
			○ 1007293								
		600	● 1007300	5.000	5.100	39	131				
	○ 1007301										
	900	● 1007308	9.400	9.700	75	129					
		○ 1007309									
	Phase		280	● 1007288	1.250	1.250	10	125	≤19	80°	≤3
				○ 1007289							
380			● 1007296	2.400	2.500	19	132				
			○ 1007297								
600			● 1007304	5.000	5.100	37	131				
	○ 1007305										
900	● 1007312	9.400	9.700	74	129						
	○ 1007313										

THE NEW MEDO® PRO DC – VERSATILE PERFORMER

The MEDO® PRO DC lets you benefit from all the technical merits of the prismatic MEDO® PRO version with $UGR \leq 19$. You can also rely on emergency lighting in the event of a power failure thanks to the integrated DC driver.



66 mm
plus EasyBase



**MEDO® PRO DC 30, 40, 60 AND 90
CW, DALI , UGR<19**

220-240V ~50/60Hz

Material: aluminium/polystyrene (PS)

● Black ○ White



MEDO® PRO DC

Design	Control	Ø mm	Colour	Prod. no.	Luminous flux lm		Output W	Efficiency lm/W	UGR		SDCM
					3.000 K	4.000 K					
Prismatic	DALI	280	●	1006411	1.250	1.250	10	125	≤19	80°	≤3
			○	1006412							
		380	●	1006414	2.400	2.500	19	132			
			○	1006415							
		600	●	1006417	5.000	5.100	37	138			
			○	1006418							
		900	●	1006420	9.400	9.700	75	129			
			○	1006421							

 MEDO® PRO 90



WELL INFORMED

Scan QR code, select country and get our latest prices.
Visit us at [slv.com](https://www.slv.com)





MEDO® SQUARE 60


220-240V ~50/60Hz
Material: aluminium/acrylic

○ White

The suspension kit, which is available separately, can be found on page 7.



Control	L x W mm	Colour	Prod no.	Colour temperature K	Luminous flux lm	Output W	UGR	
1-10V	600 x 600	○	1000726	3.000	3.800	39	≤22	105°
DALI			1002882					






MEDO® RING 60 AND 90

220-240V ~50/60Hz

Material: aluminium/polymethylacrylate (PMMA)

○ White ● Black

Control	Ø mm	Colour	Prod no.	Colour temperature K	Luminous flux lm	Output W	UGR	
1-10V	600	●	133840	3.000	2.200	33	≤22	105°
		○	133841					
	900	●	133850					
		○	133851					
DALI	600	●	1002890	2.200	34			
		○	1002891					

MEDO® RING





MEDO® EL, MOUNTING FRAME 30, 40 AND 60

Material: aluminium / polymethylacrylate (PMMA)

○ White



Ø mm	Installation depth mm	Colour	Prod no.	Luminous flux lm		Output W	UGR	
				3.000 K	4.000 K			
300	130	○	1001905	1.500	1.600	14		
400	130	○	1001906	3.100	3.300	28	≤25	105°
600	160	○	1001907	4.700	5.000	36		

LED drivers are not included and must be ordered separately. You can find suitable drivers here:







MEDO® EL, FRAMELESS 30, 40 AND 60

Material: aluminium / polymethylacrylate (PMMA)

○ White



Ø mm	Colour	Prod no.	Luminous flux lm		Output W	UGR	 105°	Installation depth mm
			3.000 K	4.000 K				
300	○	1001901	1.500	1.600	14	≤25	105°	130
400	○	1001902	3.100	3.300	28			130
600	○	1001903	4.700	5.000	36			160

Control	Product	Colour	Prod no.	Output W
1-10V / DALI	LED driver 250-700mA including strain relief / MEDO® 30 + 60	○	1002423	20
	LED driver 500-1050mA including strain relief / MEDO® 40	○	1002424	40
Phase	LED driver 700mA including strain relief / MEDO® 40	○	1005446	40
	LED driver 1050mA including strain relief / MEDO® 30 + 60	○	464804	40
On/Off	LED driver 700 / 900 / 1000mA / including strain relief / MEDO® 30 + 40 + 60	○	1006120	40

MEDO® EL



 MEDO® 60



 MEDO® 40



EXPLANATION OF SYMBOLS



Dimmable with:

- **DALI** = **D**igital **A**dressable **L**ighting **I**nterface. DALI is a bus-compatible system that allows you to individually control the lights and all components of a lighting system.



Protection class I / Protective earthing



Protection class III / Low voltage protection



Ingress Protection Protection class:

Indicates the suitability of electrical equipment for different environmental conditions.



Half-diffusion angle:

Describes the beam angle in degrees. The smaller the angle, the more concentrated the light will be.



Products with integrated LEDs



Correlated Colour Temperature



Service life



Colour Rendering Index



A large part of the products shown in this brochure are protected by trademarks, registered designs, utility models or patents. Any violation of these property rights or the use of text and layout design or copyrighted images without our authorisation will be prosecuted. The illustrations and information contained in this brochure are for illustrative purposes only and are not legally binding in terms of colour, shape, design or technical details. Product descriptions and specifications are subject to correction and amendment.

All of the products in our range are subject to our strict quality assurance procedures and comply with generally applicable standards. This brochure contains a general range and is not country specific. Any deviations from country-specific guidelines must be clarified before ordering. SLV cannot be held responsible for any deviations in terms of technical standards. All weights and dimensions are given in kg and cm respectively unless stated otherwise. We reserve the right to make technical changes!

SLV is entitled to adjust the respective price list to changing market conditions, in the event of significant changes in procurement costs, changes in value added tax or procurement prices.



KS Licht- u. Elektrotechnik GmbH
Manderscheidstr. 8c
45141 Essen

Tel.: +49 (0)201-89924-0
Fax: +49 (0)201-89924-124

Internet: www.KS-Germany.com
Email: Verkauf@KS-Germany.com
